

Assessment Findings and Curricular Improvements
School of Theology and Religious Studies
Undergraduate Programs

Assessment Measures

The School of Theology and Religious Studies uses the following measures to assess learning outcomes in the following three areas:

BA in Theology & Religious Studies

- Capstone seminar grades, course evaluations, and enrollment totals
- Pass rates and rubrics for comprehensive examinations
- Faculty and student review of undergraduate major

Certification in Pastoral Ministry

- Grades, course evaluations, and enrollment totals for CPM-only courses
- Internship supervisor ratings of students performance
- Job placement rates
- New Director review of program

TRS 201: Faith Seeking Understanding

- Grades and course evaluations totals for TRS 201
- Review of course by faculty and other instructors

Assessment Findings
BA in Theology & Religious Studies

Senior Seminar (TRS 497 – formerly 495) (Attachment 1):

The School of Theology and Religious Studies (STRS) analyzed course grades, evaluations, and enrollment data in TRS 495 Capstone Seminar for a five-year period (Fall 2009 through Fall 2012). We also looked briefly at the seminar, now named TRS 497, in Fall 2013.

During this period, enrollment in the senior seminar surged from 2 in 2008 to 12 in 2013. (We anticipate 16 in 2014.) This is a reliable indicator of a growth in the number of majors. While that initial surge was made easily possible by some quick fix program adjustments (noted below), in order to grow this number beyond 20 per year, as is our hope, a more comprehensive promotional plan is being devised in 2014 (targeting both current non-TRS CUA students and those considering CUA). In sum, data on program size is positive and rising, but we hope to ambitiously attempt even greater growth.

Student opinion of the senior seminar (TRS 495) was low in 2008 and 2009 (5.0 and 5.0) as was the course rating (6.0 and 4.83). Yet this saw enormous improvement in 2011 and 2012, with instructor

ratings of 8.38 and 8.44. Course rating was higher too though it has some work to do at 7.0 and 6.78. The main contributor to this jump was limiting the instructors to full time tenure track faculty, which was not the case in the past.

Over the past five years 42 students have taken comprehensive exams as part of their BA in TRS. Of the 42, all 42 have passed their comprehensives, including 4 who did so with distinction. Starting last year, the Undergraduate Program has begun using a more refined assessment instrument for Comprehensive exams, one which asks professors to rate each answer on a 4.0 scale. This will aid in the more exact designation of distinction, and more exact assessments next review.

In 2011-2012, an Undergraduate Curriculum Committee Chaired by now Associate Dean of Undergraduate Studies William C. Mattison III conducted a review of the BA in TRS, including student input from the majors. Based on that review, the major requirements were completely overhauled from a system based on 200/300+ level distinction to the current approach where the following are required:

- TRS 201
- TRS 465 Christian Theology I
- TRS 466 Christian Theology II
- TRS 485 Introduction to Religious Studies
- TRS 497 Capstone Senior Seminar
- One course in Biblical studies (00's or 10's)
- One course in moral theology (30's)
- One course in liturgy (40')
- Four electives

Students are also highly encouraged, but not required, to take TRS 491 World Religions, offered in a majors only format at the request of majors. Each term there is also one 400-level course offered to majors (with some minors) so majors can complete roughly half of their degree in more rigorous majors-only classes but also have roughly half of classes with non-majors. Based on the feedback at events each term to ascertain student satisfaction, this new program is very successful and popular. As more quantitative evidence of that approval, we offer the consistently growing number of majors over the past three years.

Assessment Findings Certification in Pastoral Ministry

Capstone Seminars Discussion (Attachments 3 & 4):

Enrollment, student grades and course evaluation data are best analyzed for the two 400-level seminars that together provide the capstone experience for students in the Certification for Pastoral Ministry program. Though courses like TRS 357 and TRS 359 are also part of the program, their enrollment is buttressed by non-CPM students. Enrollment in these courses was quite low three years ago. With the arrival of Msgr. Michael Clay as program director in 2012 and his heightening of the standards of and investment in the program, enrollment has steadily increased. Only three received the certificate in

2014, an indication of a program in transition. The number of graduating students the next two years is anticipated to be 20.

Other excellent assessment measures of the program are the Internship supervisor ratings of students' performance and job placement rates upon graduation. The vast majority of supervisor ratings have assessed the student's performance as outstanding. The ratings showed that those students who had taken TRS 453 (The Practice of Pastoral Ministry) prior to their Internship tended to be more confident and competent. Focus group interviews confirmed student preference to have this course and the practical tools it offers before the internship. Two years of job placement data indicate that of those graduates seeking a position on a parish staff or within a Catholic School, all were hired and reported that their certification in Pastoral Ministry from CUA provided them with an advantage in the selection process.

Curricular Improvements

The first course in the CPM program, TRS 355, is now being offered in an enhanced version only for CPM students and other TRS majors and minors. The choice of a new course in the program has increased from two to three with the addition of TRS 358 Ministry with Vulnerable Populations. We now have full time CUA faculty (such as Msgr. Clay) teaching at least three of the four required CPM courses.

Assessment Findings

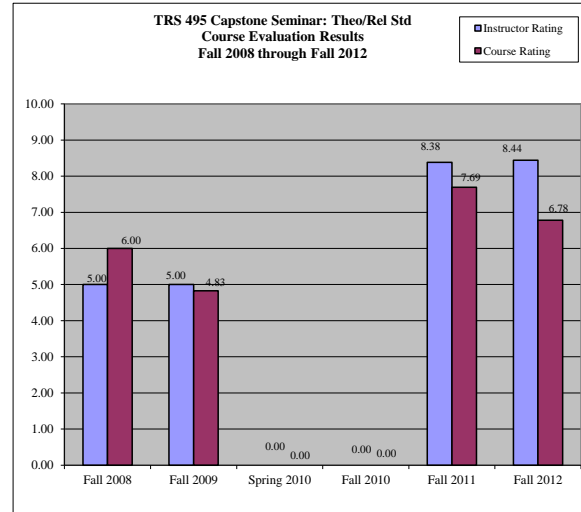
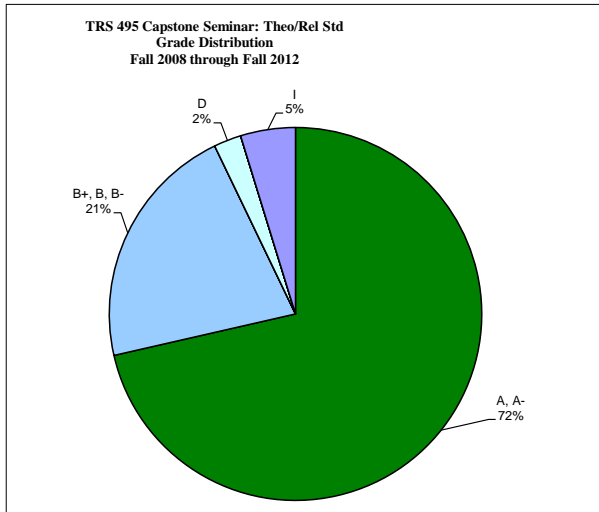
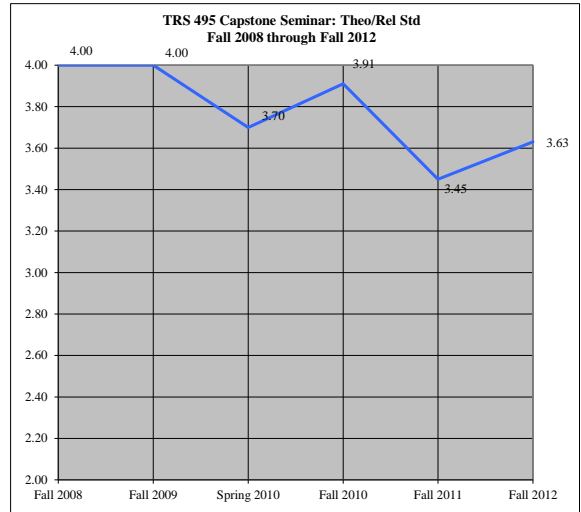
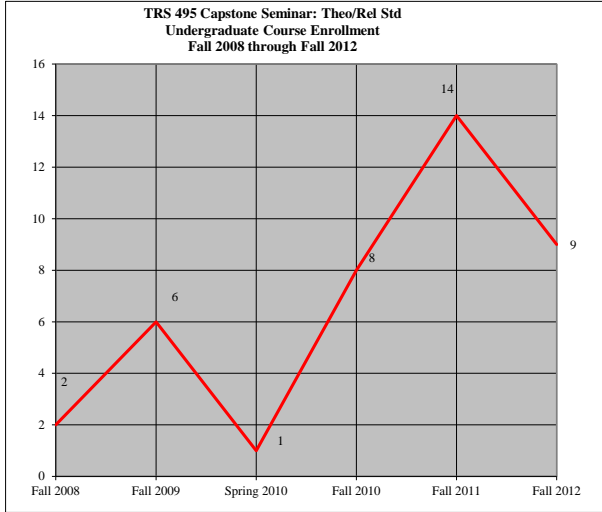
TRS 201: Faith Seeking Understanding

Five years ago the School of Theology and Religious Studies agreed to take part in the new First Year Experience program, and to offer an introductory theology course, TRS 201: Faith Seeking Understanding, as part of that program. The course was designed from scratch. For the first three years (2009-2012) it received lower evaluations, for instructors but especially for the course. During the 2011-2012 academic year the Undergraduate Curriculum Review Committee worked to revise the content and format of the course, receiving both full faculty input as well as student input. The proposed revision was accepted and for the past two years it has been taught in this revised format. Evaluations scores have improved after this revision. Yet the School hopes to improve those scores further. To secure that goal, workshops are held each term with TRS 201 instructors to enable them to better teach the course by learning from each other and from experienced instructors. The School is also considering revisiting the course with another more extensive review during the 2015-2016 academic year.

Enrollment numbers are less relevant for this course since it is required of all CUA students. In terms of grades, we learned last year that TRS 201 students get the highest grades in the FYE. We have been concerned to train instructors to not inflate grades, though we also do not want to penalize students with lower grades if effective teaching leads to better performance.

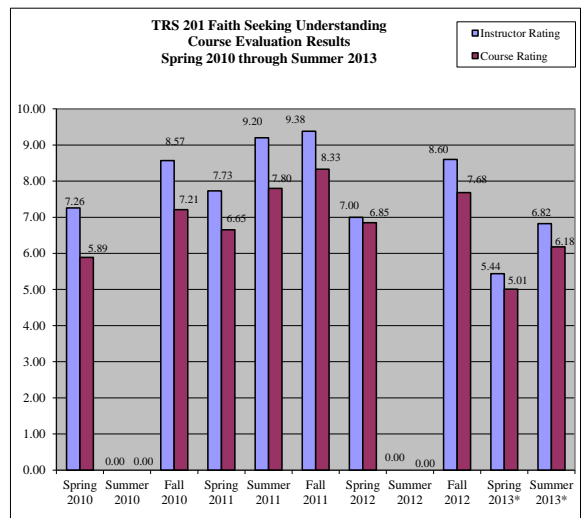
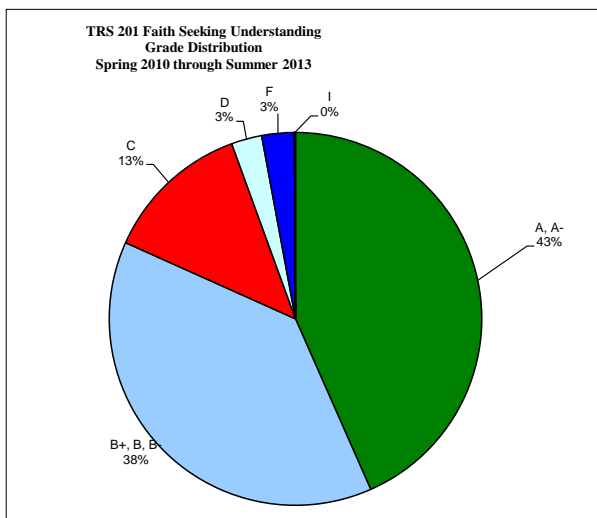
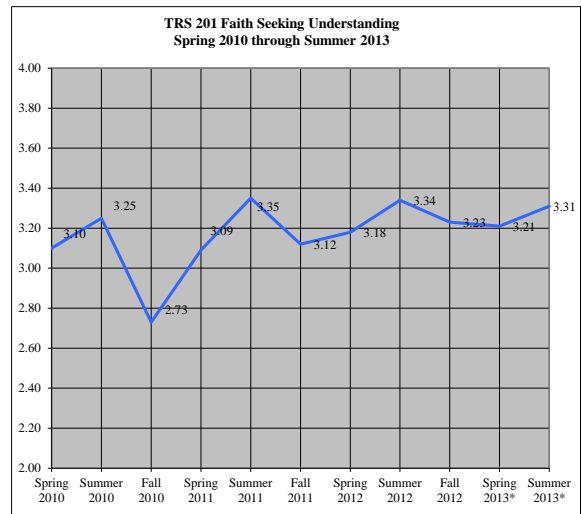
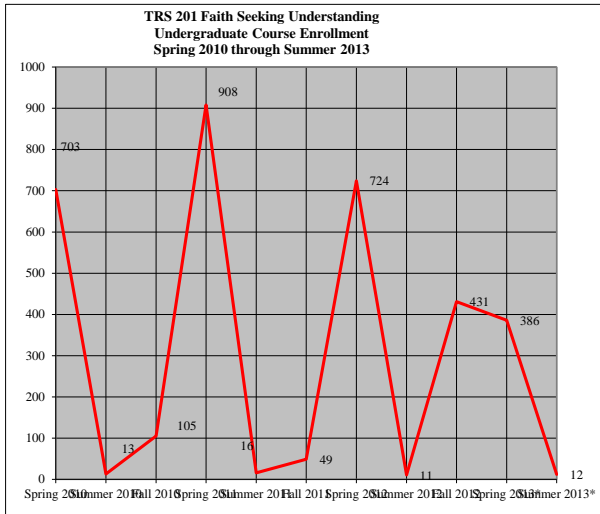
COURSE SUMMARY DATA: SCHOOL OF THEOLOGY AND RELIGION
TRS 495 Capstone Seminar: Theo/Rel Std

Term	Undergraduate Course Enrollment	Course Grades									Course Evaluation Results					
		Course Grade		Grade Distribution						Course Eval.		Instructor Rating		Course Rating		
		Avg.	StDev.	A, A-	B+, B, B-	C	D	F	W	I	#	%	Avg.	StDev.	Avg.	StDev.
Fall 2008	2	4.00	0.00	2							2	100.00%	5.00	4.24	6.00	2.83
Fall 2009	6	4.00	0.00	6							6	100.00%	5.00	2.76	4.83	3.87
Spring 2010	1	3.70		1							0	0.00%				
Fall 2010	8	3.91	0.25	7	1					1	0	0.00%				
Fall 2011	14	3.45	0.83	8	5		1			1	13	92.86%	8.38	2.22	7.69	1.49
Fall 2012	9	3.63	0.43	6	3						9	100.00%	8.44	1.13	6.78	1.92



COURSE SUMMARY DATA: SCHOOL OF THEOLOGY AND RELIGION
TRS 201 Faith Seeking Understanding

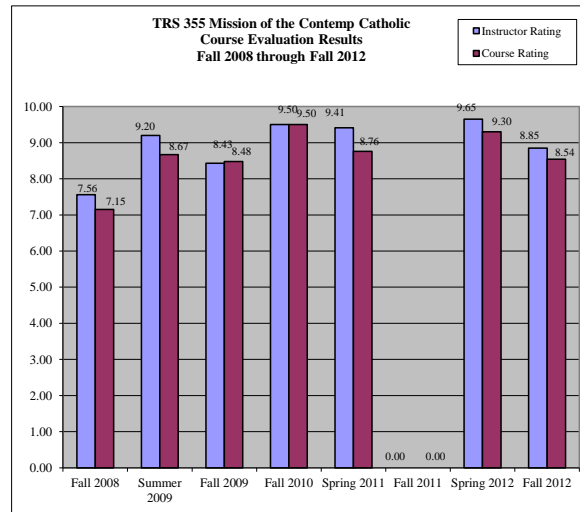
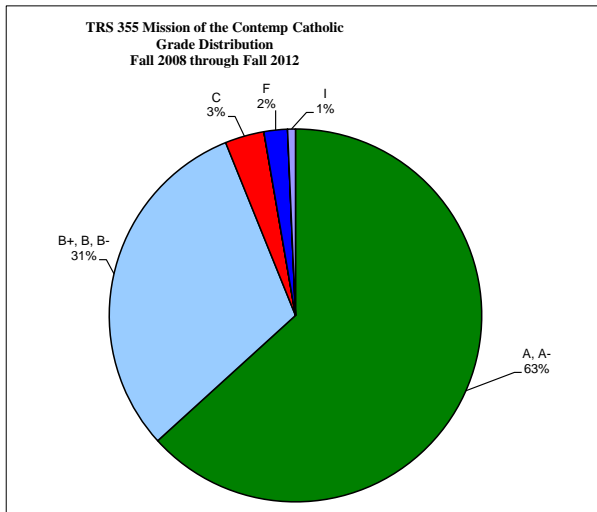
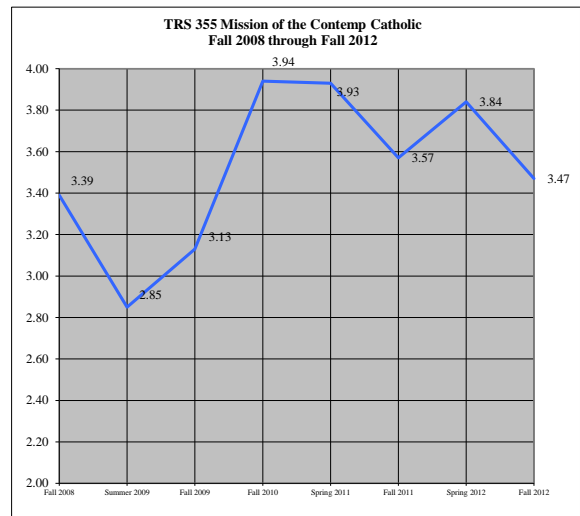
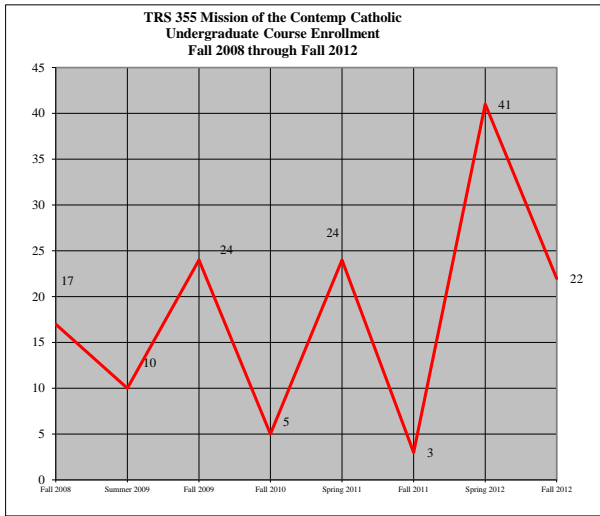
Term	Undergraduate Course Enrollment	Course Grades										Course Evaluation Results					
		Course Grade		Grade Distribution							Course Eval.		Instructor Rating		Course Rating		
		Avg.	StDev.	A, A-	B+, B, B-	C	D	F	W	I	#	%	Avg.	StDev.	Avg.	StDev.	
Spring 2010	703	3.10	0.92	297	271	97	16	22			1	562	79.94%	7.26	2.57	5.89	2.42
Summer 2010	13	3.25	0.59	4	8	1						0	0.00%				
Fall 2010	105	2.73	1.26	34	34	18	10	9				77	73.33%	8.57	1.68	7.21	2.19
Spring 2011	908	3.09	0.95	382	344	122	28	32			2	747	82.27%	7.73	2.17	6.65	2.33
Summer 2011	16	3.35	0.64	9	6	1						15	93.75%	9.20	1.08	7.80	2.31
Fall 2011	49	3.12	1.13	23	16	5	2	3				42	85.71%	9.38	0.88	8.33	1.95
Spring 2012	724	3.18	0.85	316	289	91	10	18				615	84.94%	7.00	2.12	6.85	2.33
Summer 2012	11	3.34	0.81	6	3	2						0	0.00%				
Fall 2012	431	3.23	0.77	197	171	48	13	2				368	85.38%	8.60	1.47	7.68	1.96
Spring 2013*	386	3.21	0.87	185	140	42	10	9				338	87.56%	5.44	1.15	5.01	1.50
Summer 2013	12	3.31	0.64	5	6	1						11	91.67%	6.82	0.40	6.18	1.78



*Spring and Summer 2013 was using a new evaluation form where instructor and course ratings were based on a 7-point scale

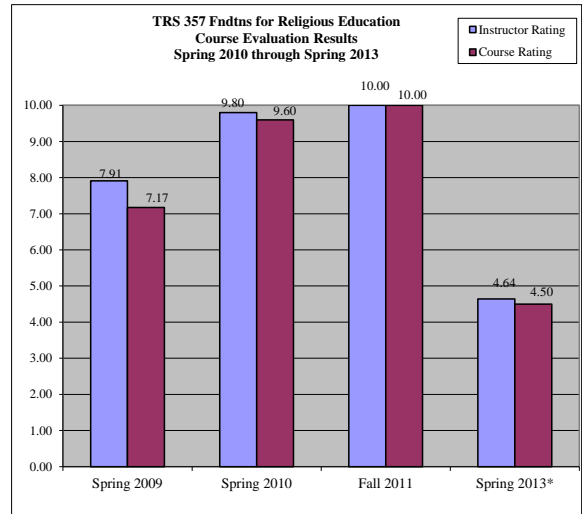
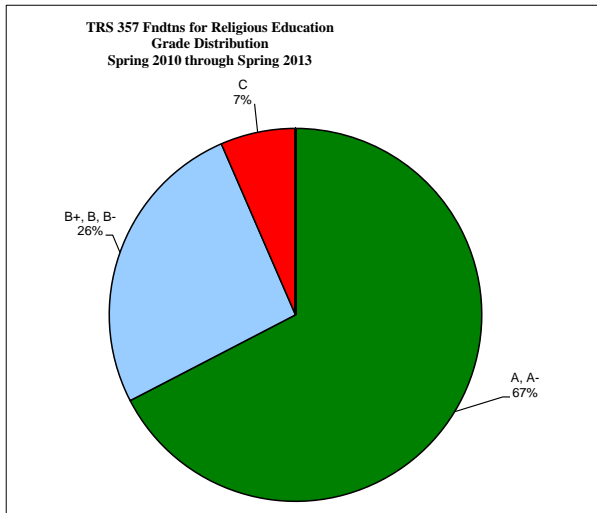
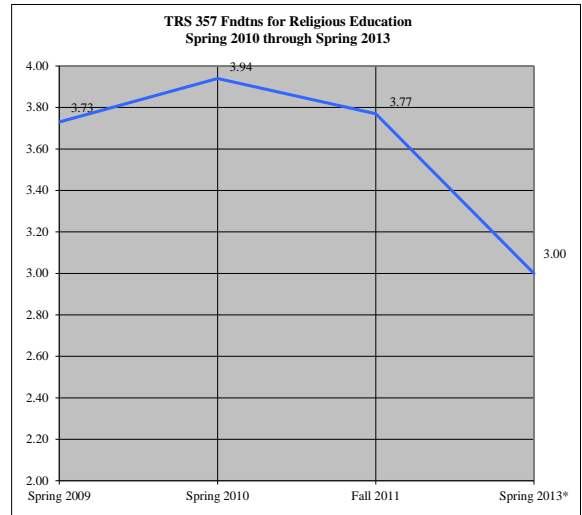
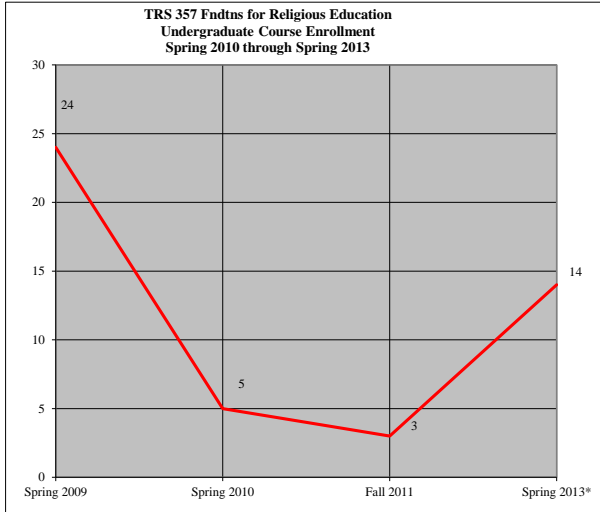
COURSE SUMMARY DATA: SCHOOL OF THEOLOGY AND RELIGION
TRS 355 Mission of the Contemp Catholic

Term	Undergraduate Course Enrollment	Course Grade		Grade Distribution								Course Evaluation Results					
		Avg.	StDev.	A, A-	B+, B, B-	C	D	F	W	I	Course Eval.		Instructor Rating		Course Rating		
											#	%	Avg.	StDev.	Avg.	StDev.	
Fall 2008	17	3.39	0.50	7	9	1					52	305.88%	7.56	2.06	7.15	1.92	
Summer 2009	10	2.85	1.06	1	7	1				1	10	100.00%	9.20	0.79	8.67	1.12	
Fall 2009	24	3.13	0.87	8	12	3				1	23	95.83%	8.43	1.95	8.48	1.73	
Fall 2010	5	3.94	0.13	5							4	80.00%	9.50	1.00	9.50	1.00	
Spring 2011	24	3.93	0.17	23	1						17	70.83%	9.41	0.71	8.76	1.15	
Fall 2011	3	3.57	0.51	2	1						0	0.00%					
Spring 2012	41	3.84	0.30	33	8						20	48.78%	9.65	0.67	9.30	0.92	
Fall 2012	22	3.47	0.88	14	7					1	13	59.09%	8.85	1.21	8.54	1.39	



COURSE SUMMARY DATA: SCHOOL OF THEOLOGY AND RELIGION
TRS 357 Fndtns for Religious Education

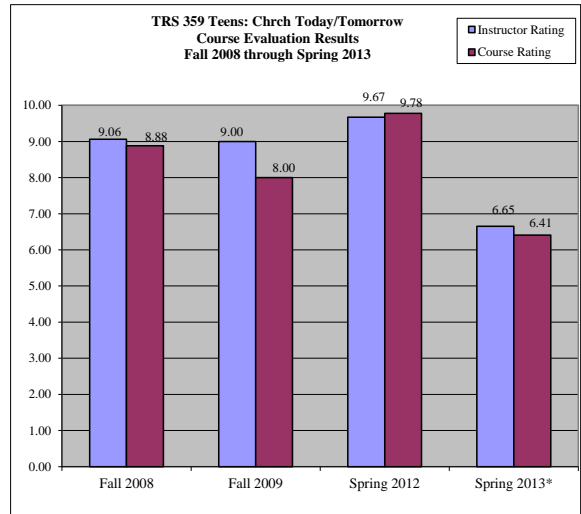
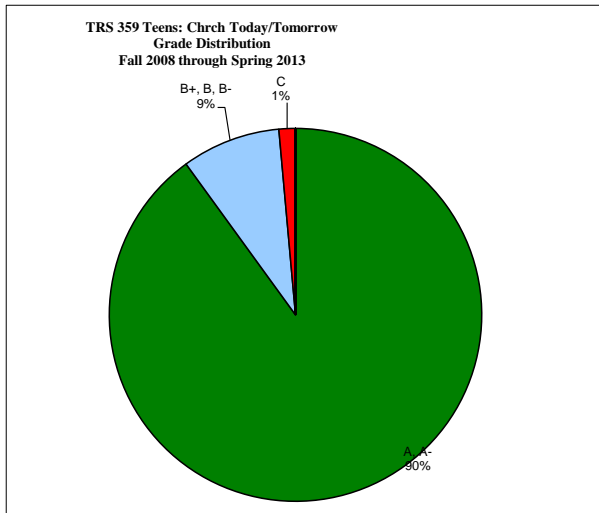
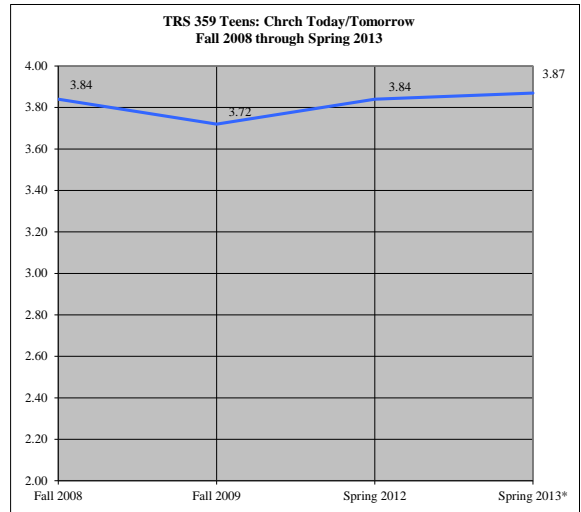
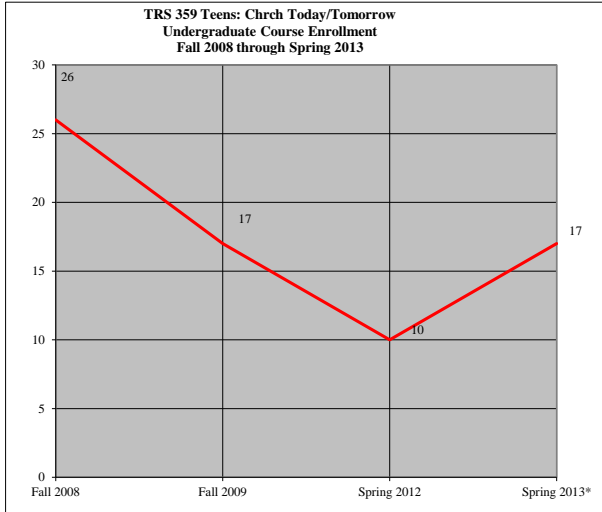
Term	Undergraduate Course Enrollment	Course Grade		Grade Distribution							Course Evaluation Results					
		Avg.	StDev.	A, A-	B+, B, B-	C	D	F	W	I	Course Eval.		Instructor Rating		Course Rating	
											#	%	Avg.	StDev.	Avg.	StDev.
Spring 2009	24	3.73	0.21	21	3						23	95.83%	7.91	1.47	7.17	1.72
Spring 2010	5	3.94	0.13	5							5	100.00%	9.80	0.45	9.60	0.55
Fall 2011	3	3.77	0.40	2	1						3	100.00%	10.00	0.00	10.00	0.00
Spring 2013*	14	3.00	0.60	3	8	3					14	100.00%	4.64	1.95	4.50	1.83



*Spring 2013 was using a new evaluation form where instructor and course ratings were based on a 7-point scale

COURSE SUMMARY DATA: SCHOOL OF THEOLOGY AND RELIGION
TRS 359 Teens: Chrch Today/Tomorrow

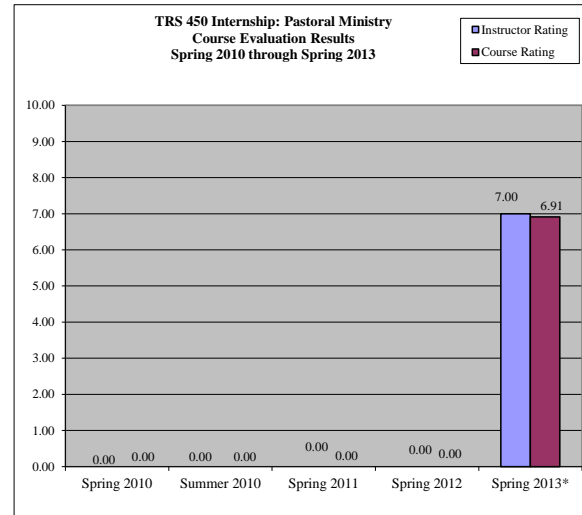
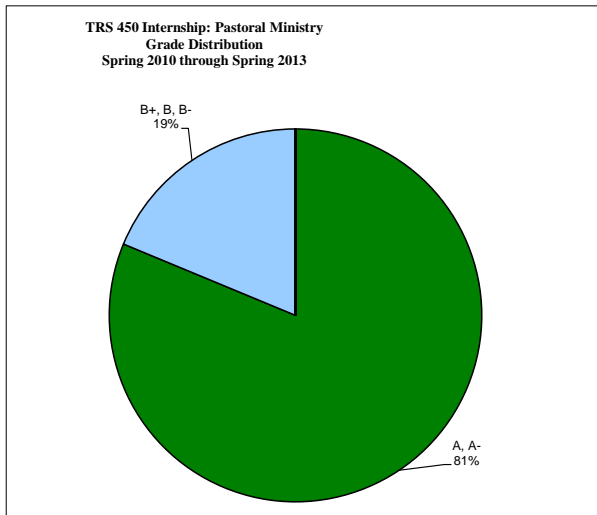
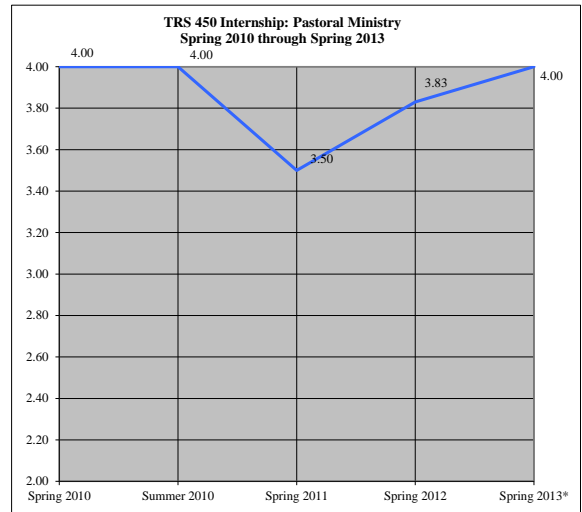
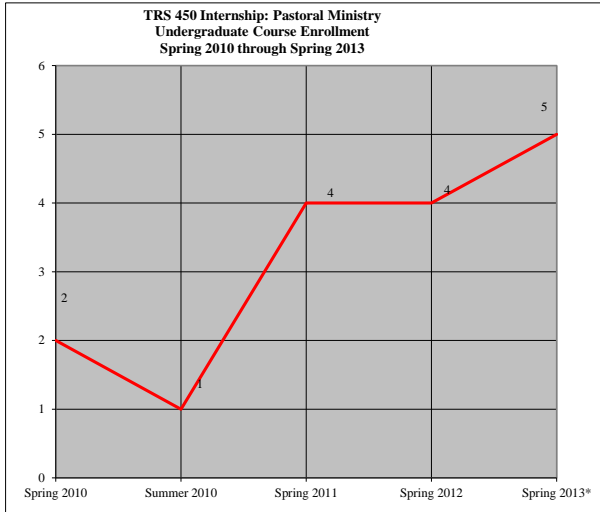
Term	Undergraduate Course Enrollment	Course Grade		Grade Distribution							Course Evaluation Results					
		Avg.	StDev.	A, A-	B+, B, B-	C	D	F	W	I	Course Eval.		Instructor Rating		Course Rating	
											#	%	Avg.	StDev.	Avg.	StDev.
Fall 2008	26	3.84	0.27	23	3						25	96.15%	9.06	0.77	8.88	0.96
Fall 2009	17	3.72	0.41	15	1	1					14	82.35%	9.00	0.88	8.00	1.24
Spring 2012	10	3.84	0.32	9	1						9	90.00%	9.67	0.71	9.78	0.44
Spring 2013*	17	3.87	0.20	16	1						17	100.00%	6.65	0.70	6.41	0.87



*Spring 2013 was using a new evaluation form where instructor and course ratings were based on a 7-point scale

COURSE SUMMARY DATA: SCHOOL OF THEOLOGY AND RELIGION
TRS 450 Internship: Pastoral Ministry

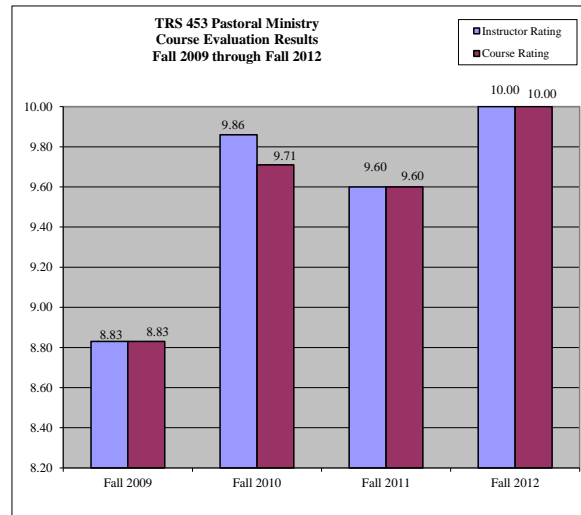
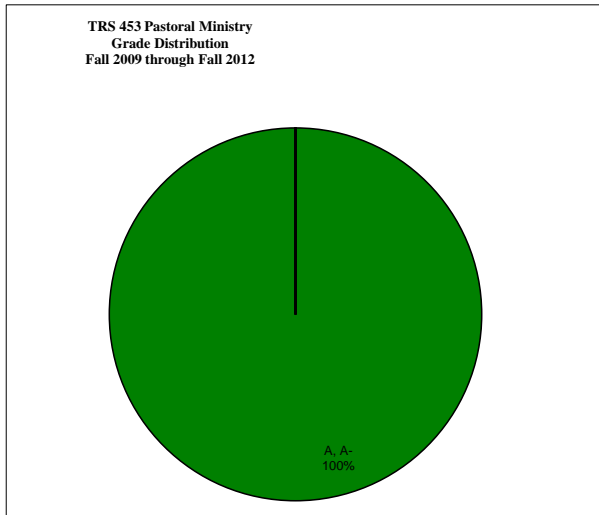
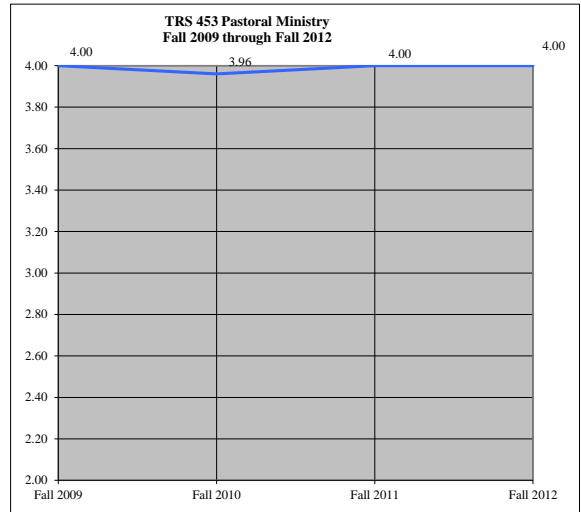
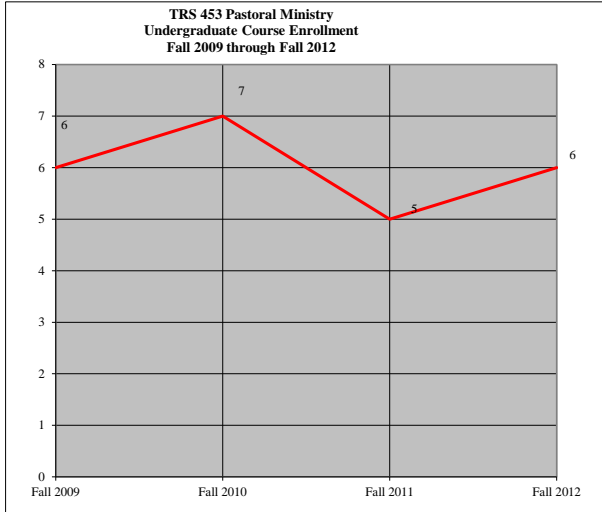
Term	Undergraduate Course Enrollment	Course Grades									Course Evaluation Results					
		Course Grade		Grade Distribution						Course Eval.		Instructor Rating		Course Rating		
		Avg.	StDev.	A, A-	B+, B, B-	C	D	F	W	I	#	%	Avg.	StDev.	Avg.	StDev.
Spring 2010	2	4.00	0.00	2							0	0.00%				
Summer 2010	1	4.00		1							0	0.00%				
Spring 2011	4	3.50	0.58	2	2						0	0.00%				
Spring 2012	4	3.83	0.35	3	1						0	0.00%				
Spring 2013*	5	4.00	0.00	5							5	100.00%	7.00	0.00	6.91	0.30



*Spring 2013 was using a new evaluation form where instructor and course ratings were based on a 7-point scale

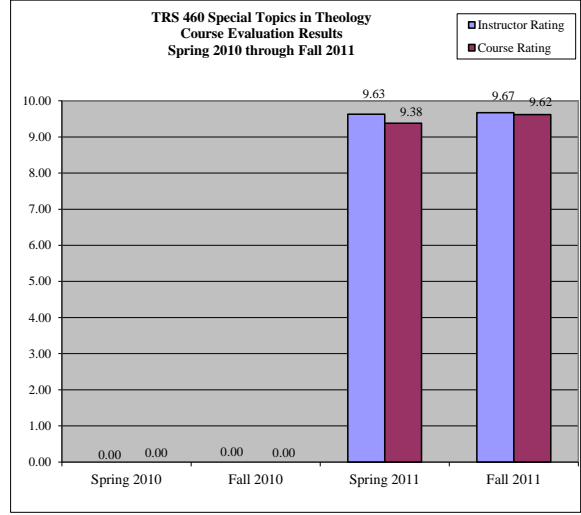
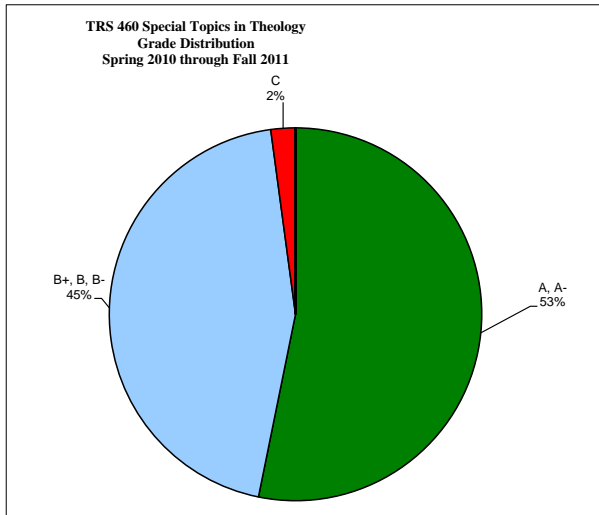
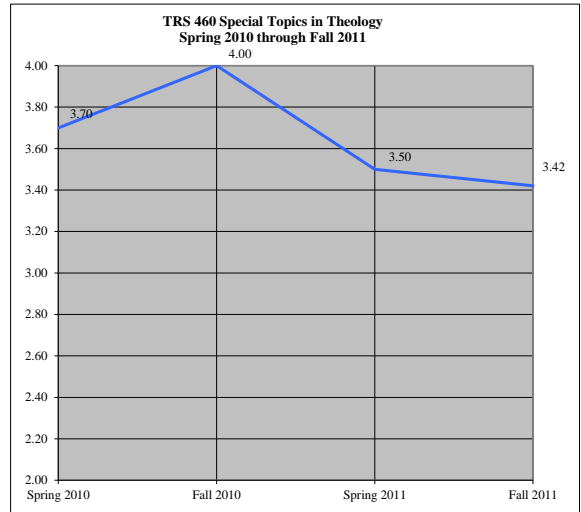
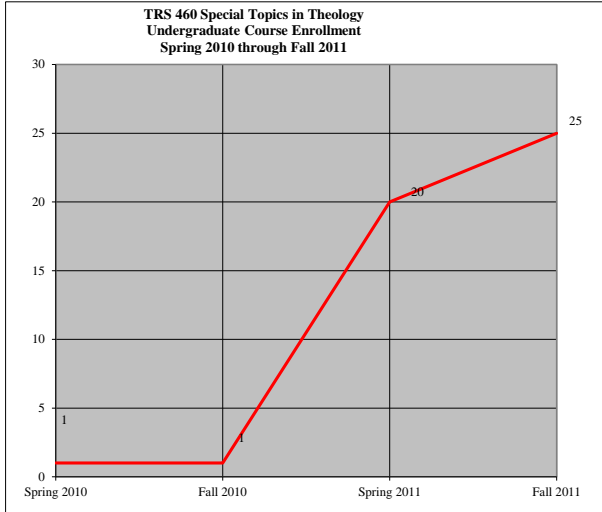
COURSE SUMMARY DATA: SCHOOL OF THEOLOGY AND RELIGION
TRS 453 Pastoral Ministry

Term	Undergraduate Course Enrollment	Course Grade		Course Grades							Course Evaluation Results						
		Avg.	StDev.	Grade Distribution							Course Eval.		Instructor Rating		Course Rating		
				A, A-	B+, B, B-	C	D	F	W	I	#	%	Avg.	StDev.	Avg.	StDev.	
Fall 2009	6	4.00	0.00	6								6	100.00%	8.83	0.98	8.83	1.17
Fall 2010	7	3.96	0.11	7								7	100.00%	9.86	0.38	9.71	0.76
Fall 2011	5	4.00	0.00	5								5	100.00%	9.60	0.55	9.60	0.55
Fall 2012	6	4.00	0.00	6								6	100.00%	10.00	0.00	10.00	0.00



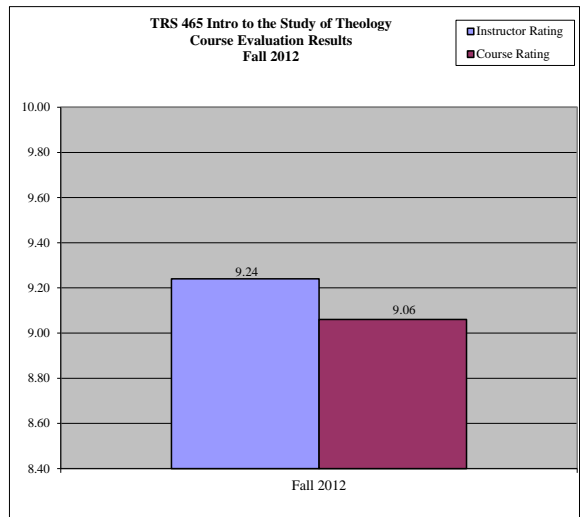
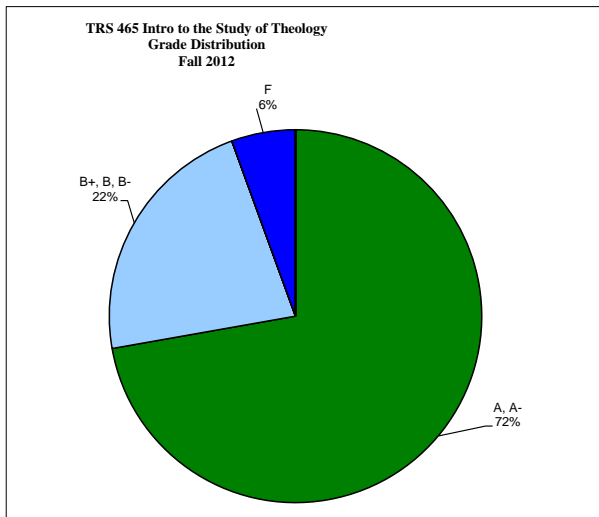
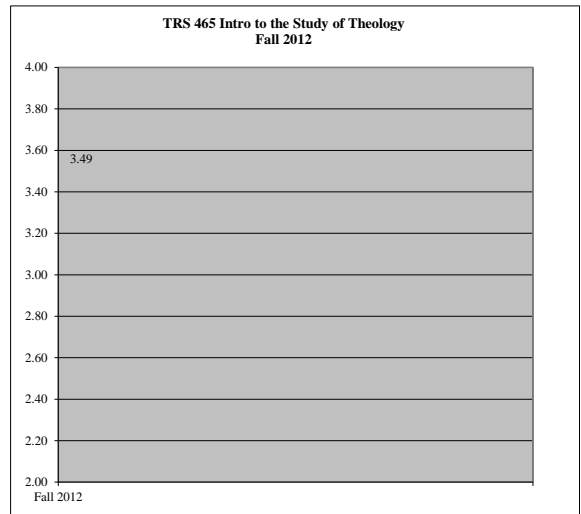

COURSE SUMMARY DATA: SCHOOL OF THEOLOGY AND RELIGION
TRS 460 Special Topics in Theology

Term	Undergraduate Course Enrollment	Course Grade		Grade Distribution							Course Evaluation Results					
		Avg.	StDev.	A, A-	B+, B, B-	C	D	F	W	I	Course Eval.		Instructor Rating		Course Rating	
											#	%	Avg.	StDev.	Avg.	StDev.
Spring 2010	1	3.70	0.00	1							0	0.00%				
Fall 2010	1	4.00	0.00	1							0	0.00%				
Spring 2011	20	3.50	0.56	13	7						8	40.00%	9.63	0.74	9.38	0.74
Fall 2011	25	3.42	0.40	10	14	1					21	84.00%	9.67	0.86	9.62	0.92



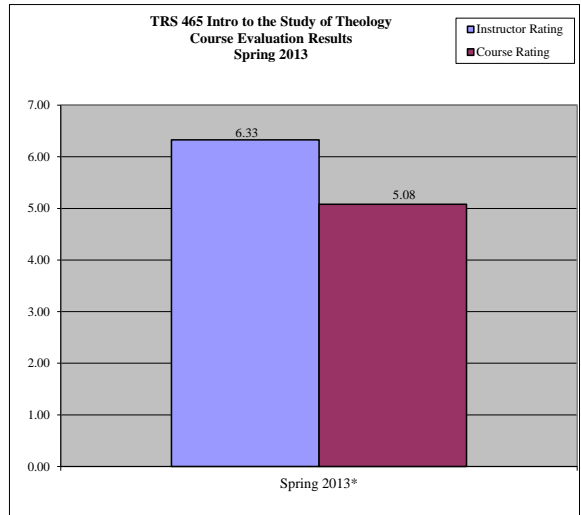
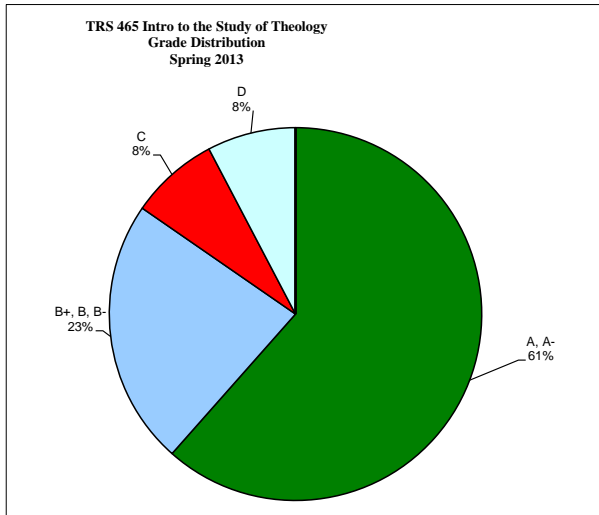
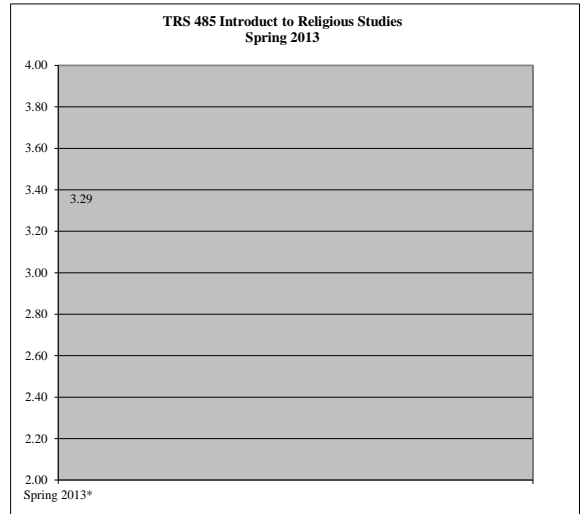

COURSE SUMMARY DATA: SCHOOL OF THEOLOGY AND RELIGION
TRS 465 Intro to the Study of Theology

Term	Undergraduate Course Enrollment	Course Grade		Grade Distribution							Course Evaluation Results						
		Avg.	StDev.	A, A-	B+, B, B-	C	D	F	W	I	Course Eval. #	Course Eval. %	Instructor Rating Avg.	Instructor Rating StDev.	Course Rating Avg.	Course Rating StDev.	
Fall 2012	18	3.49	0.98	13	4					1		17	94.44%	9.24	1.20	9.06	1.48



COURSE SUMMARY DATA: SCHOOL OF THEOLOGY AND RELIGION
TRS 485 Introdect to Religious Studies

Term	Undergraduate Course Enrollment	Course Grade		Grade Distribution							Course Evaluation Results					
		Avg.	StDev.	A, A-	B+, B, B-	C	D	F	W	I	Course Eval. #	Course Eval. %	Instructor Rating Avg.	Instructor Rating StDev.	Course Rating Avg.	Course Rating StDev.
Spring 2013*	13	3.29	0.85	8	3	1	1				12	92.31%	6.33	1.23	5.08	1.88



UNDERGRADUATE COMPREHENSIVE EXAMINATION RESULTS
SCHOOL OF THEOLOGY AND RELIGIOUS STUDIES
AY2008-2009 to AY2012-2013

	Fail		Pass		High Pass		Pass w/Honors		TOTAL
	#	%	#	%	#	%	#	%	
AY2008-2009		0.00%	4	100.00%		0.00%		0.00%	4
AY2009-2010		0.00%	7	87.50%		0.00%	1	10.00%	8
AY2010-2011		0.00%	8	100.00%		0.00%		0.00%	8
AY2011-2012		0.00%	12	85.70%		0.00%	2	10.00%	14
AY2012-2013		0.00%	7	87.50%		0.00%	1	10.00%	8
TOTAL	0	0.00%	38	90.48%	0	0.00%	4	9.52%	42

Note:

1) Milestone outcomes were included in the categories High Pass and Pass with Honors if these designations were explicitly indicated in the students' milestone record.

2) Category "High Pass" includes both "High Pass" and "Pass with distinction".

3) The count in this table is based on the exam outcomes of all attempts in an academic year.

