

Assessment Findings and Curricular Improvements
Department of Politics
Off-Campus Programs
Master of Arts in International Affairs
Master of Arts in Congressional and Presidential Studies
AY08-09 to AY12-13
Assessment Measures

The Department of Politics uses the following measures to assess learning outcomes in its two off-campus Master of Arts programs:

- Capstone courses and comprehensive exams
- Grades and enrollment totals from capstone courses and comprehensive exams
- Pass rates for comprehensive examinations
- Number of graduates each academic year
- Job placement/career advancement for students
-

Assessment Findings

Capstone Course Discussion (Attachments 1, 2, 3):

The Department of Politics analyzed the grades and enrollment totals in the capstone courses in the off-campus programs in International Affairs (MAIA) and Congressional and Presidential Studies (CAPS) over a five year period (AY08-09 to AY12-13).

CPOL 500: Introduction to International Affairs is the MAIA program's capstone course. It is also the only required course for the M.A. degree. Thus, achieving effective student learning in this course is vital to the success of each student and of the overall program. CPOL 500 has had a relatively stable course enrollment and grade outcome over the measured period (see attachment 1). In the five year period from AY 08-09 through AY 12-13, the course has had an average enrollment of 9 students. Over the period of time analyzed, the average grade outcome for the course was 3.88. The data derived from this course, along with the high pass rate for the MA degree in International Affairs, suggest that the department is meeting its student learning goals in the MAIA program.

CPOL 626: The Modern Presidency became a CAPS program capstone/required course in AY 06/07. It is taught annually in sequence with CPOL 671, the Modern Congress. Except for the spring of 2012, the average enrollment was 8.3 students. The overall grade outcome was 3.66 (see attachment 2). Here too, achieving student learning that can be measured effectively is imperative. The enrollment numbers and grade achievements for CPOL 626 indicate that the department is meeting its student learning goals in the CAPS program.

CPOL 671: The Modern Congress is one of two required capstone courses in the Congressional and Presidential Studies (CAPS) program (see attachment 3). During the AY08-09 to AY12-13 period, CPOL 671 has maintained an enrollment average of 5 students, and an average grade outcome of 3.76. There were no withdrawals over the measured period. The enrollment numbers and grade achievements for CPOL 671 indicate that the department is meeting its student learning goals in the CAPS program.

Comprehensive Exam Discussion (Attachment 4):

The Department of Politics analyzed the pass rate and enrollment numbers for its off-campus programs' comprehensive exams in International Affairs (MAIA) and Congressional and Presidential Studies (CAPS) during AY2008-2009 to AY2012-2013.

Passage of the comprehensive exam is a degree and graduation requirement for both the MAIA and CAPS programs. Enrollment in the exam increased in each semester analyzed (over both programs). MAIA students and CAPS students took the M.A. comprehensive exam in their respective fields of study. Of the MAIA test takers, 53 passed on the first attempt, and 1 failed and then passed on the second and final attempt. All CAPS test takers passed the exam on the first attempt. The exam format has remained consistent through this period of time, and the high first attempt pass rate, combined with the perfect overall pass rate, indicates that the department is meeting its student learning goals in both the comprehensive exams and in the overall programs.

Graduate Degrees Awarded Discussion (Attachment 5):

The Department of Politics analyzed the number of graduates in the off-campus programs in International Affairs (MAIA) and Congressional and Presidential Studies (CAPS) over a five year period (AY08-09 to AY12-13).

Rates of graduation in the IA program fluctuated annually with the increases and decreases in enrollment over the measured period. The MAIA program consistently graduated an average of 10.6 students each academic year, with a total of 53 students over the 5 year assessment period. The CAPS program, much smaller in comparison to the MAIA program, had an average of 2.6 graduates annually, with a total of 13 over the assessment period. The regularity with which both programs have graduated students indicates that the department is meeting its goals for student learning in both degree programs.

Job Placement/Career Advancement Discussion:

The Department of Politics has informally monitored the job placement/career advancement of its off-campus students in International Affairs (MAIA) and Congressional and Presidential Studies (CAPS) over the last five academic years.

Graduates of the MAIA and CAPS programs are employed in various departments and agencies of the Executive branch of the US government, the US military and private sector organizations. Such employment includes positions in the Department of Homeland Security, the Department of Justice, offices of US Members and Senators, the US Army, the US Navy, and various interest groups. Our students are able to secure careers in fields related to their graduate studies in our programs, which gives further evidence that the department is meeting its goals for student learning.

Curricular Improvements

1. Most recently, review of data and consultation with faculty and students have led to the introduction of the Certificate in Graduate studies for both the CAPS and MAIA programs, beginning AY 2013. Application to The Certificate Program does not require a GRE score; the completion of The Certificate requires the passing of four courses with a B or better. In the highly transient and mobile society of Washington, the Department believes that the offer of a Certificate appeals to those not located in the area for long nor able to commit to a more strenuous plan of study.

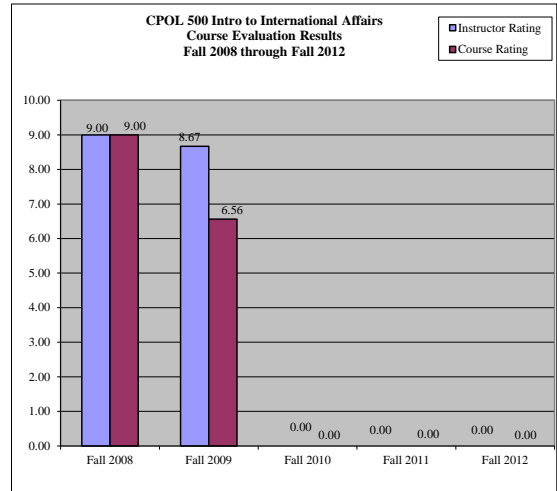
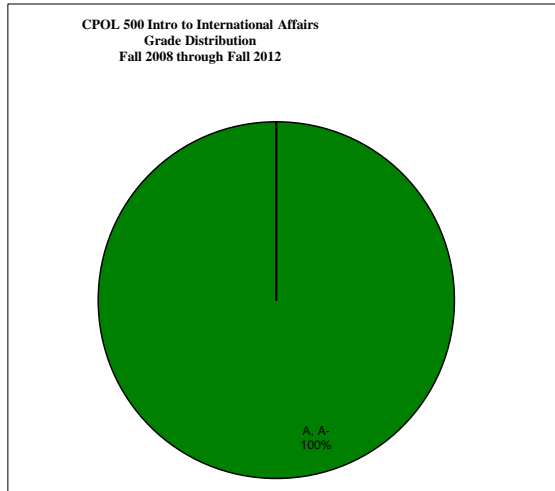
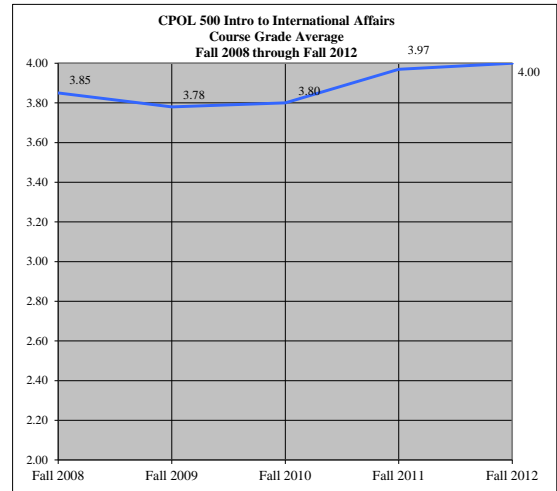
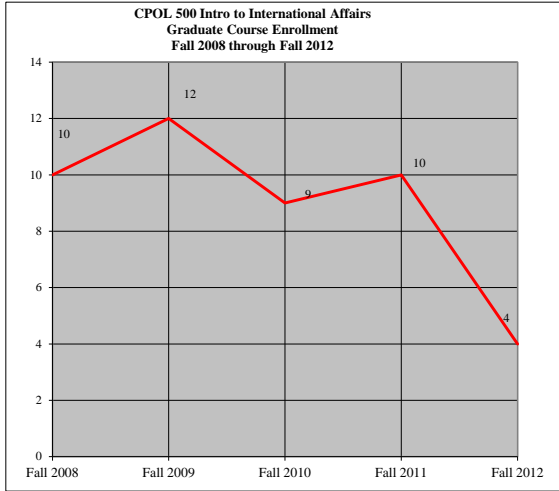
2. Job placement and career advancement are important aspect of the off-campus program. The data presented above have been captured through anecdotal conversations and informal surveys. A more consistent mechanism for capturing this data is being developed.
3. Teacher evaluation has been sporadic heretofore, primarily due to the off-campus venue and difficulties associated with the return of the evaluations. The Department has recently instituted on-line evaluations which should insure integrity and stability in the evaluation process.

Attachment 1

THE CATHOLIC UNIVERSITY OF AMERICA
 Planning, Institutional Research, Student Learning Outcomes Assessment

COURSE SUMMARY DATA: DEPARTMENT OF POLITICS
 CPOL 500 Intro to International Affairs

Term	Graduate Course Enrollment	Course Grades									Course Evaluation Results					
		Course Grade		Grade Distribution						Course Eval.		Instructor Rating		Course Rating		
		Avg.	StDev.	A, A-	B+, B, B-	C+, C, C-	D	F	W	I	#	%	Avg.	StDev.	Avg.	StDev.
Fall 2008	10	3.85	0.16	10							1	10.00%	9.00		9.00	
Fall 2009	12	3.78	0.14	12							9	75.00%	8.67	1.12	6.56	2.35
Fall 2010	9	3.80	0.15	9							0	0.00%				
Fall 2011	10	3.97	0.09	10							0	0.00%				
Fall 2012	4	4.00	0.00	4							0	0.00%				

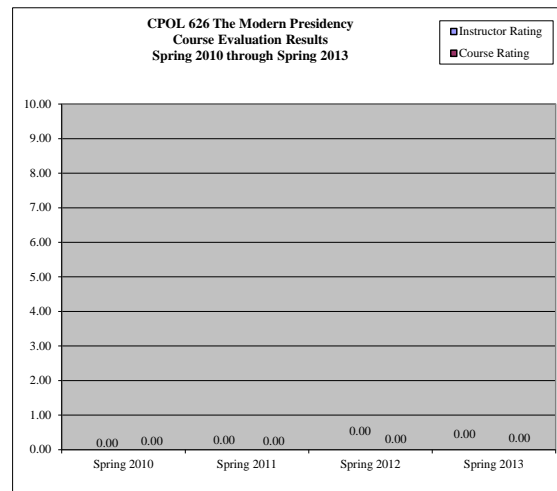
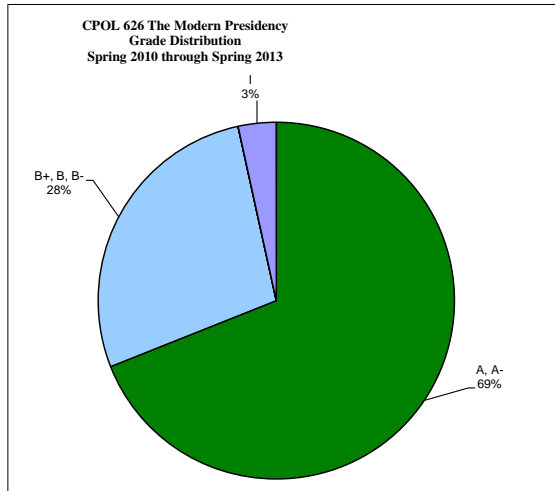
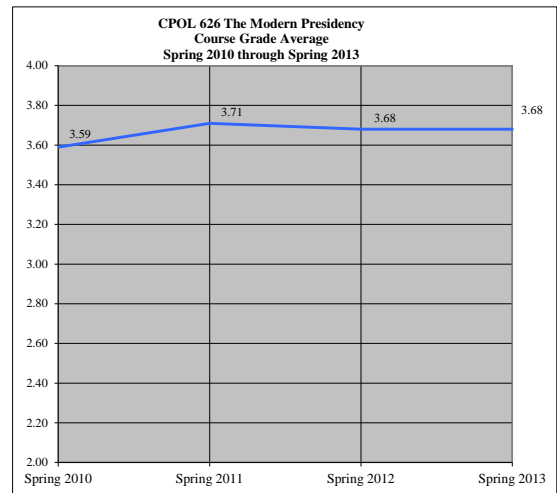
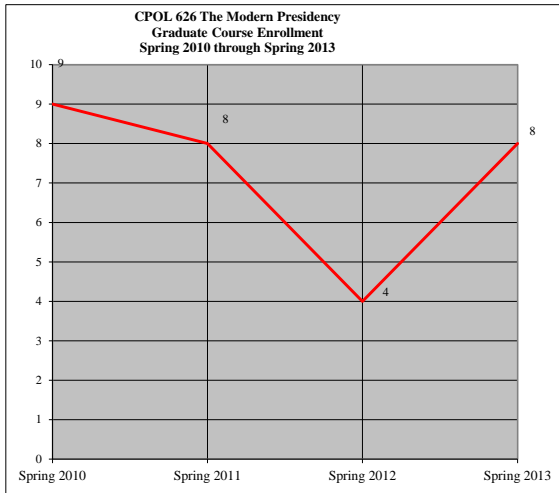


Attachment 2

THE CATHOLIC UNIVERSITY OF AMERICA
 Planning, Institutional Research, Student Learning Outcomes Assessment

COURSE SUMMARY DATA: DEPARTMENT OF POLITICS
 CPOL 626 The Modern Presidency

Term	Graduate Course Enrollment	Course Grade		Course Grades							Course Evaluation Results							
				Grade Distribution							Course Eval.		Instructor Rating		Course Rating			
				Avg.	StDev.	A, A-	B+, B, B-	C+, C, C-	D	F	W	I	#	%	Avg.	StDev.	Avg.	StDev.
Spring 2010	9	3.59	0.52	5	3							1	0	0.00%				
Spring 2011	8	3.71	0.48	6	2								0	0.00%				
Spring 2012	4	3.68	0.47	3	1								0	0.00%				
Spring 2013	8	3.68	0.44	6	2								0	0.00%				

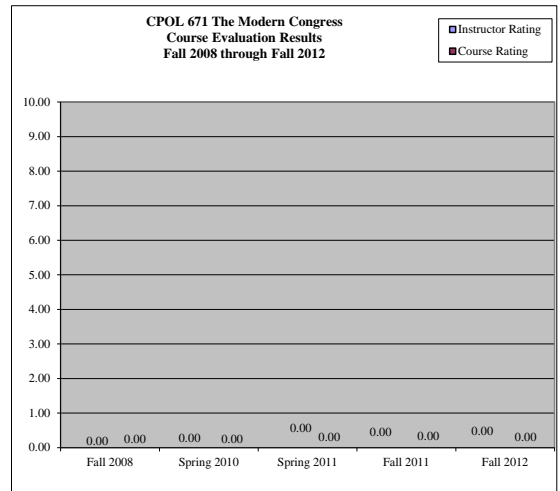
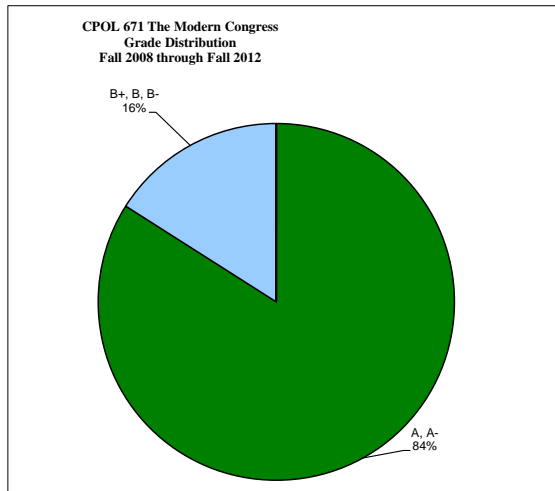
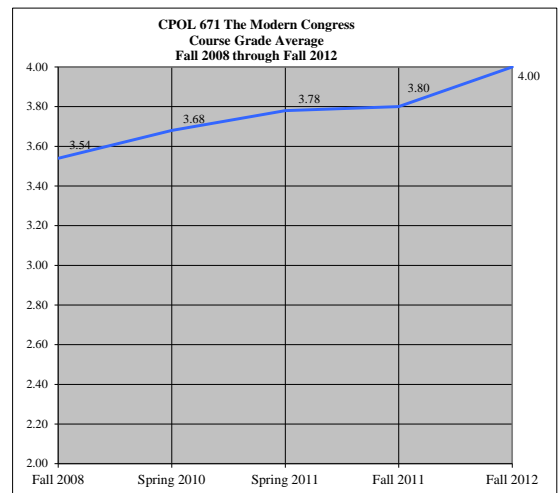
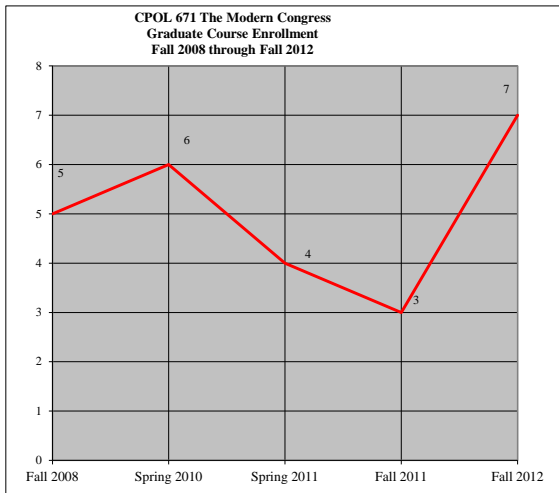


Attachment 3

THE CATHOLIC UNIVERSITY OF AMERICA
 Planning, Institutional Research, Student Learning Outcomes Assessment

COURSE SUMMARY DATA: DEPARTMENT OF POLITICS CPOL 671 The Modern Congress

Term	Graduate Course Enrollment	Course Grade		Course Grades								Course Evaluation Results						
				Grade Distribution								Course Eval.		Instructor Rating		Course Rating		
				Avg.	StDev.	A, A-	B+, B, B-	C+, C, C-	D	F	W	I	#	%	Avg.	StDev.	Avg.	StDev.
Fall 2008	5	3.54	0.39	3	2								0	0.00%				
Spring 2010	6	3.68	0.22	5	1								0	0.00%				
Spring 2011	4	3.78	0.15	4									0	0.00%				
Fall 2011	3	3.80	0.17	3									0	0.00%				
Fall 2012	7	4.00	0.00	6	1								0	0.00%				



Milestone Data (Attachment 4)
 Comment on Passage of Comprehensive Exams

OFF-CAMPUS POLITICS COMPREHENSIVE EXAMINATION RESULTS
SCHOOL OF ARTS AND SCIENCES
DEPARTMENT OF POLITICS
AY2008-2009 to AY2012-2013

Masters in International Affairs (MAIA)

	Fail		Pass		Pass w/Honors		TOTAL
	#	%	#	%	#	%	
AY2008-2009	1	6.25%	13	81.25%	2	12.50%	16
AY2009-2010	0	0.00%	5	83.30%	1	16.70%	6
AY2010-2011	0	0.00%	15	88.20%	2	11.80%	17
AY2011-2012	0	0.00%	4	66.60%	2	33.40%	6
AY2012-2013	0	0.00%	9	100.00%	0	0.00%	9
TOTAL							

Congressional and Presidential Studies Program (CAPS)

	Fail		Pass		Pass w/Honors		TOTAL
	#	%	#	%	#	%	
AY2008-2009	0	0.00%	2	100.00%	0	0.00%	2
AY2009-2010	0	0.00%	2	100.00%	0	0.00%	2
AY2010-2011	0	0.00%	2	100.00%	0	0.00%	2
AY2011-2012	0	0.00%	4	100.00%	0	0.00%	4
AY2012-2013	0	0.00%	2	66.60%	1	33.30%	3
TOTAL							

Note:

- 1) The count in this table is based on the exam outcomes of all attempts in an academic year.

(Attachment 5)

THE CATHOLIC UNIVERSITY OF AMERICA
Institutional Assessment

GRADUATES DEGREES AWARDED BY DEGREE LEVEL, PLAN AND SUBPLAN
DEPARTMENT OF POLITICS -OFF CAMPUS
AY0910 TO AY 1213

<u>Plan</u>	<u>AY0809</u>	<u>AY0910</u>	<u>AY1011</u>	<u>AY1112</u>	<u>AY1213</u>	<u>Average</u>	<u>Totals</u>
M.A. CONGRESSIONAL STUDIES	2	2	2	4	3	2.6	13
M.A. INTERNATIONAL AFFAIRS	15	6	17	6	9	10.6	53
<u>Total Degrees Awarded</u>	17	8	19	10	12	13.2	66

