

Major Assessment Findings and Curricular Improvements
National Catholic School of Social Service
Bachelor's Program in Social Work
AY2008-09 through AY2012-13

Assessment Measures

The National Catholic School of Social Services uses the following measures to assess student learning outcomes in its Bachelor of Social Work (BSW) program:

- Field Instruction
- Course grades in required courses
- Senior Comprehensive Exams (Theses)

Assessment Findings

Course Grades in Required Advanced Year Courses

The School of Social Service analyzed course grade, evaluation, and enrollment data in (SSS 465, SSS 466 and SSS 490) for a five-year period (Fall 2008 through Spring 2013). These courses were selected for analysis based on their importance to the curriculum of the program, the formation of generalist social work practitioners, and to the mission of the school.

For Undergraduate Concurrent Field Instruction I, SSS 465 (**Attachment 1**), a total of 64 students enrolled in the course during the five year period. The majority of students, 75%, received a grade of A or A- (n=48). A lesser majority, 21.9% (n=14) received a grade of B+, B, or B- for the course. Two students received a grade of C (3.1%).

A total of 62 students enrolled in the Undergraduate Concurrent Field Instruction II, SSS 466 (**Attachment 2**) during the five year period. Seventy-six percent of the students (n=47) received a grade of A or A- for the course. Twenty-two and one-half percent of the students (n=14) received a grade of B+, B, B- for the course. Finally, one student (1.5%) received a grade of C.

For the Coordinating Seminar, SSS 490 (**Attachment 3**), a total of 62 students enrolled in the course during the five year period. Seventy percent of the student (n=43) received a grade of A or A- for the courses. Twenty-seven percent (n=17) received a grade B+, B, B- for the course and 3% received a grade of C (n=2) for the course.

Across these three courses, students performed consistently well, with all students passing these courses, and only a small percentage (3% or less) receiving a grade below B-.

Course Evaluations and Instructor Evaluations

Course evaluation results for the past five years indicate a low response rate, with many students not completing the evaluations. This rate makes it difficult to rate the three courses presented above. With SSS 465, response rates ranged from as low as 25% to a high of 68.75%. These responses indicate an average instructor rating of 7.34 and average course rating of 7.84. Responses for SSS 466, ranged from as low as 0% to a high of 71.43%. These responses indicate an average instructor rating of 8.63 and average course rating of 8.03. Finally, the SSS 490 response rates ranged from as low as 0% to a high of 73.33%. These responses indicate an average instructor rating of 9.87 and average course rating of 9.4. It is difficult to extrapolate from these findings, as the response rate is so low, but it does appear that the senior thesis coordinating seminar (SSS 490) was extremely well received by those students who evaluated it, and this is consistent with the verbal feedback students give about the process for completing their thesis projects.

Undergraduate Comprehensive Examinations (Senior Theses)

During the years spanning this reporting period, there were students in both the School of Arts and Sciences (A&S) and the School of Social Service (SSS) who were social work majors. Therefore, there are two tables related to Comprehensive Examination Results data. A total of fifty two students completed their thesis; thirty five students completed this through A&S and seventeen through SSS. Of those in A&S, only one failed (2.86%). No students failed in SSS. The majority of students in both groups passed (68.57% in A&S and 64.71% in SSS). Several students passed with honors; in A&S ten (28.57%) achieved this distinction along with six (35.29%) in SSS.

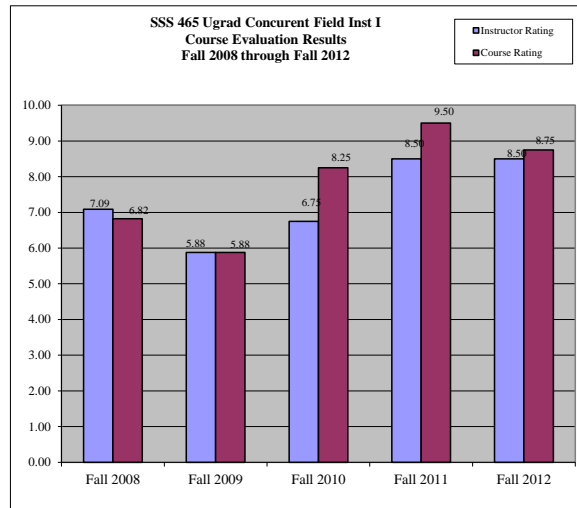
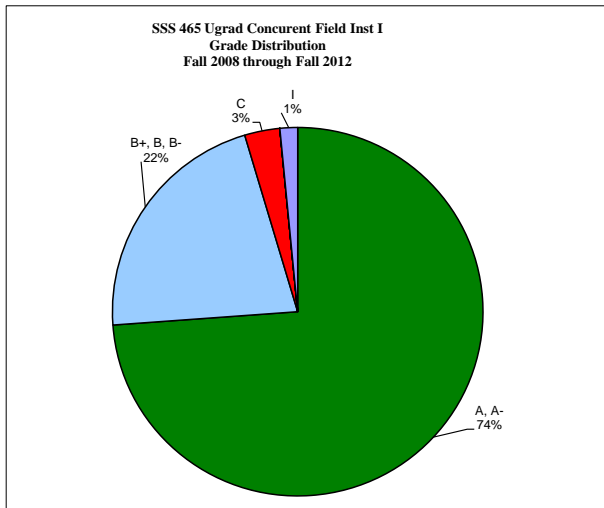
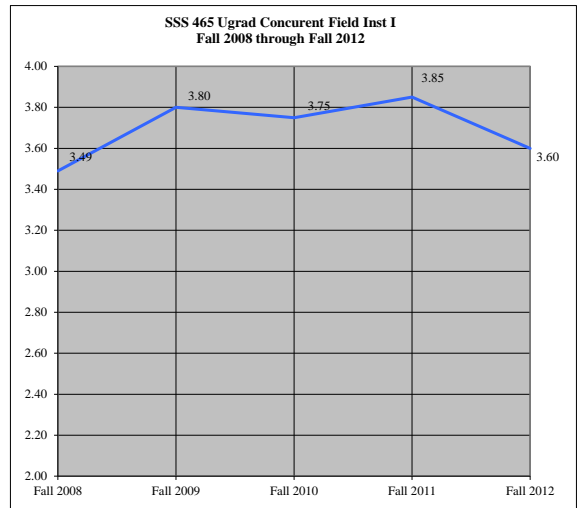
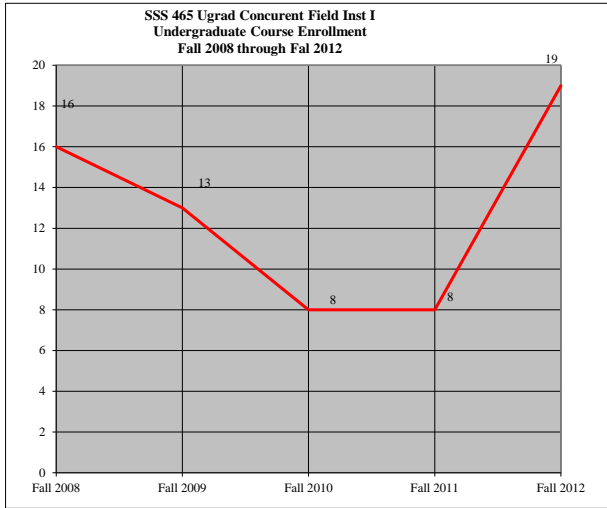
Curricular Improvements

NCSSS introduced the following curricular improvements in the BSW program during the five year period of AY2008-09 through AY2012-13:

- Strengthened the research content for BSW students by adding a second course (SSS 341) and a research project in the senior field seminar.
- Fortified policy course content in response to student scores on the ACAT exam.
- Improved the infusion of ethics content across all courses.
- Evaluated and strengthened the Human Behavior and the Social Environment content by adding it into the senior field seminar courses.
- Transitioned from course objectives to practice behavior content that flows from the Council on Social Work Education's Core Competencies for social work students.
- Engaged Career Services to support field placement application and job search processes for students.

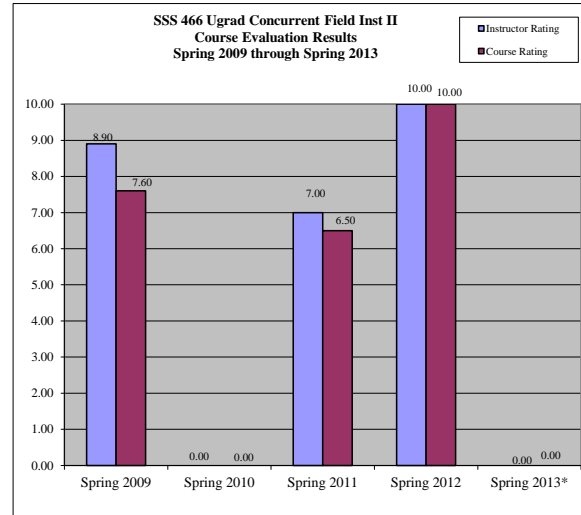
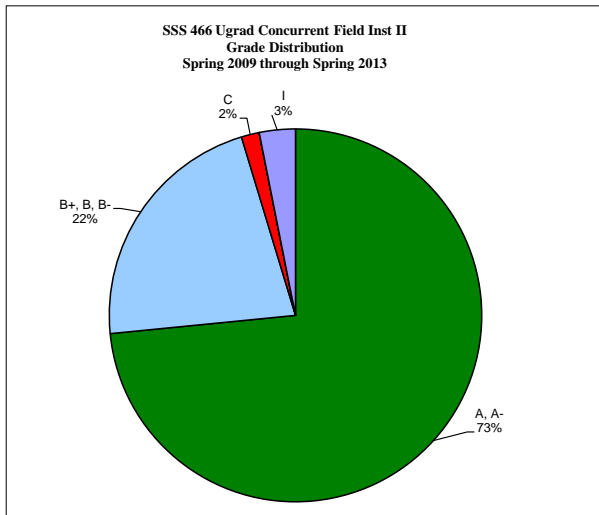
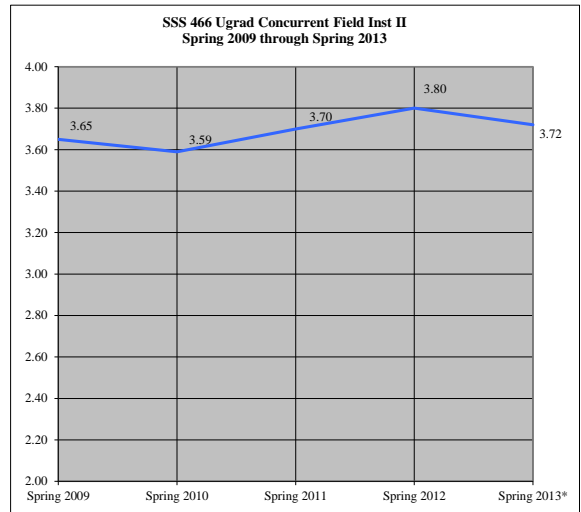
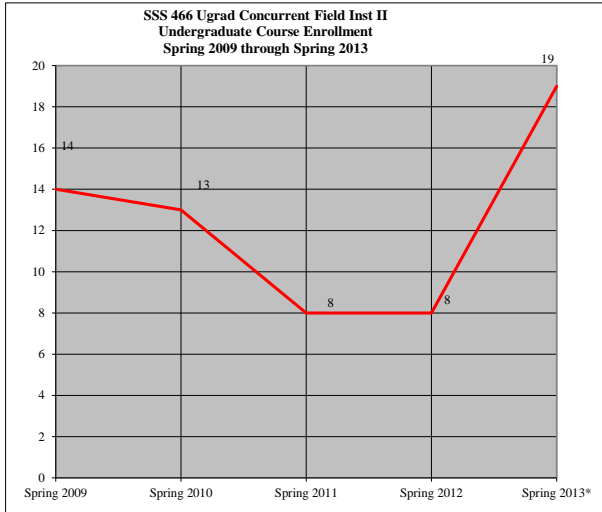
COURSE SUMMARY DATA: NATIONAL CATHOLIC SCHOOL OF SOCIAL SERVICE
SSS 465 Undergrad Concurrent Field Inst I

Term	Undergraduate Course Enrollment	Course Grade		Course Grades							Course Evaluation Results						
		Avg.	StDev.	Grade Distribution							Course Eval.		Instructor Rating		Course Rating		
				A, A-	B+, B, B-	C	D	F	W	I	#	%	Avg.	StDev.	Avg.	StDev.	
Fall 2008	16	3.49	0.65	11	3	2						11	68.75%	7.09	3.11	6.82	3.31
Fall 2009	13	3.80	0.26	11	2							8	61.54%	5.88	3.56	5.88	3.14
Fall 2010	8	3.75	0.39	6	2						1	4	50.00%	6.75	1.71	8.25	0.96
Fall 2011	8	3.85	0.16	8								2	25.00%	8.50	0.71	9.50	0.71
Fall 2012	19	3.60	0.43	12	7							8	42.11%	8.50	1.93	8.75	1.98



COURSE SUMMARY DATA: NATIONAL CATHOLIC SCHOOL OF SOCIAL SERVICE
SSS 466 Ugrad Concurrent Field Inst II

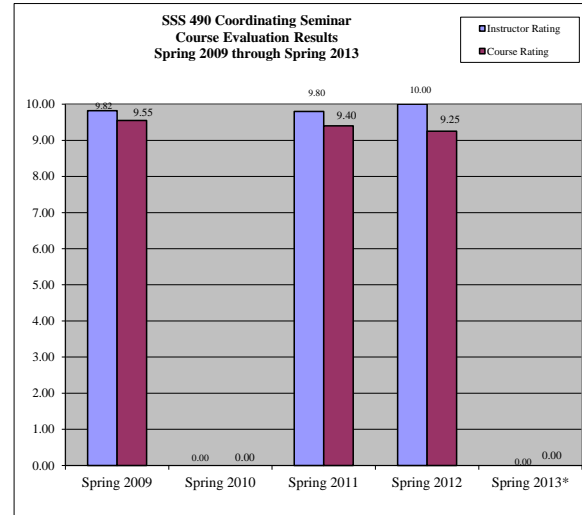
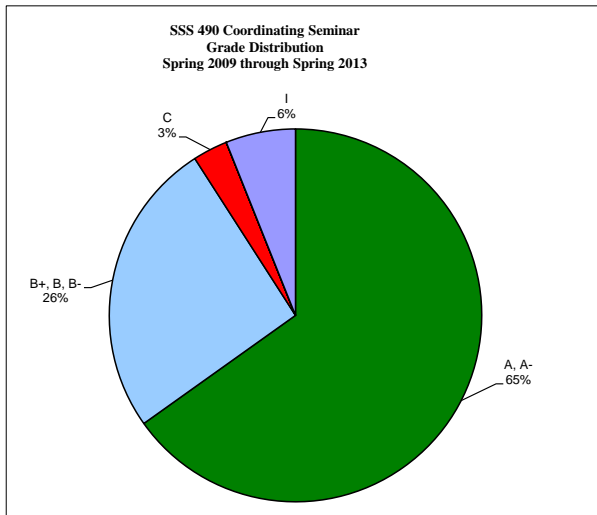
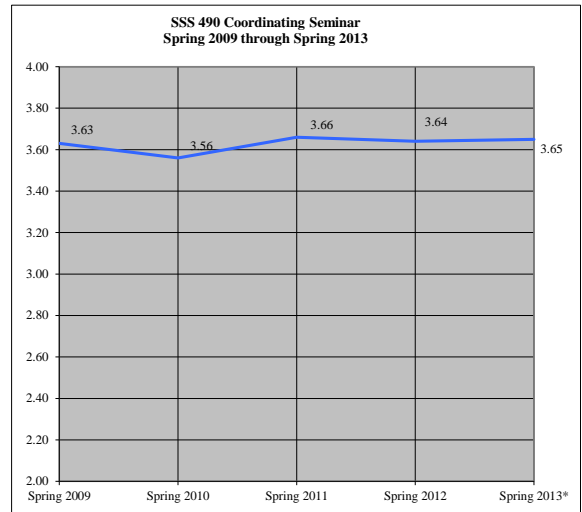
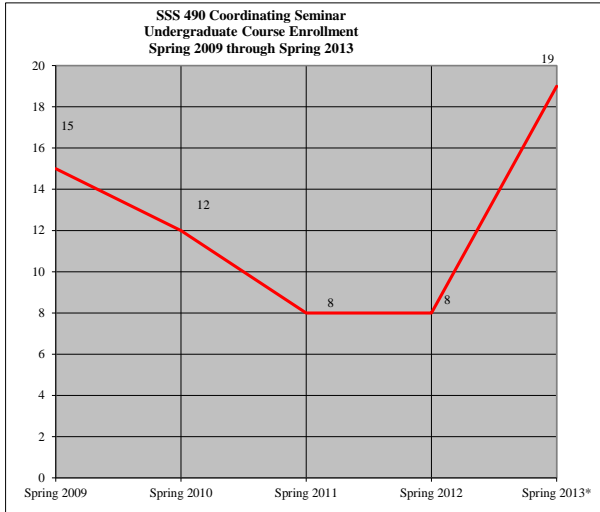
Term	Undergraduate Course Enrollment	Course Grade		Grade Distribution							Course Evaluation Results						
		Avg.	StDev.	A, A-	B+, B, B-	C	D	F	W	I	Course Eval.		Instructor Rating		Course Rating		
											#	%	Avg.	StDev.	Avg.	StDev.	
Spring 2009	14	3.65	0.42	10	4						1	10	71.43%	8.90	1.73	7.60	2.76
Spring 2010	13	3.59	0.63	9	3	1						0	0.00%				
Spring 2011	8	3.70	0.35	5	3						1	4	50.00%	7.00	1.63	6.50	1.73
Spring 2012	8	3.80	0.25	7	1							1	12.50%	10.00	0.00	10.00	0.00
Spring 2013*	19	3.72	0.39	16	3							0	0.00%				



*Spring 2013 was using a new evaluation form where instructor and course ratings were based on a 7-point scale

COURSE SUMMARY DATA: NATIONAL CATHOLIC SCHOOL OF SOCIAL SERVICE
SSS 490 Coordinating Seminar

Term	Undergraduate Course Enrollment	Course Grade		Course Grades							Course Evaluation Results						
		Avg.	StDev.	Grade Distribution							Course Eval.		Instructor Rating		Course Rating		
				A, A-	B+, B, B-	C	D	F	W	I	#	%	Avg.	StDev.	Avg.	StDev.	
Spring 2009	15	3.63	0.59	11	3	1					1	11	73.33%	9.82	0.60	9.55	0.93
Spring 2010	12	3.56	0.72	8	3	1					1	0	0.00%				
Spring 2011	8	3.66	0.47	5	3						2	5	62.50%	9.80	0.45	9.40	0.89
Spring 2012	8	3.64	0.34	6	2						4	50.00%	10.00	0.00	9.25	0.96	
Spring 2013*	19	3.65	0.45	13	6						0	0.00%					



*Spring 2013 was using a new evaluation form where instructor and course ratings were based on a 7-point scale

UNDERGRADUATE COMPREHENSIVE EXAMINATION RESULTS
SCHOOL OF ARTS AND SCIENCES
DEPARTMENT OF SOCIAL SERVICES
AY2008-2009 to AY2012-2013

	Fail		Pass		High Pass		Pass w/Honors		TOTAL
	#	%	#	%	#	%	#	%	
AY2008-2009		0.00%	8	66.70%		0.00%	4	30.00%	1
AY2009-2010	1	8.30%	8	66.70%		0.00%	3	30.00%	12
AY2010-2011		0.00%	4	66.70%		0.00%	2	30.00%	6
AY2011-2012		0.00%	3	75.00%		0.00%	1	30.00%	4
AY2012-2013		0.00%	1	100.00%		0.00%		0.00%	1
TOTAL	1	2.86%	24	68.57%	0	0.00%	10	28.57%	35

UNDERGRADUATE COMPREHENSIVE EXAMINATION RESULTS
NATIONAL CATHOLIC SCHOOL OF SOCIAL SERVICES
AY2008-2009 to AY2012-2013

	Fail		Pass		High Pass		Pass w/Honors		TOTAL
	#	%	#	%	#	%	#	%	
AY2008-2009		0.00%		0.00%		0.00%		0.00%	0
AY2009-2010		0.00%	3	60.00%		0.00%	2	40.00%	5
AY2010-2011		0.00%	1	25.00%		0.00%	3	80.00%	4
AY2011-2012		0.00%	6	100.00%		0.00%		0.00%	6
AY2012-2013		0.00%	1	50.00%		0.00%	1	50.00%	2
TOTAL	0	0.00%	11	64.71%	0	0.00%	6	35.29%	17

Note:

- 1) Milestone outcomes were included in the categories High Pass and Pass with Honors if these designations were explicitly indicated in the students' milestone record.
- 2) Category "High Pass" includes both "High Pass" and "Pass with distinction".
- 3) The count in this table is based on the exam outcomes of all attempts in an academic year.