

Major Assessment Findings and Curricular Improvements
National Catholic School of Social Service
Doctoral Program in Social Work
AY2008-09 through AY2012-13

Assessment Measures

The National Catholic School of Social Services uses the following measures to assess student learning outcomes in its Doctor of Philosophy in Social Work program:

- Pass rates on comprehensive examination
- Course grades in required courses

Assessment Findings

Passage of Master's Comprehensive Exam (Attachment 1)

The National Catholic School of Social Service analyzed the passage rate for Doctoral students taking the comprehensive examination at the completion of their coursework for a five-year period (Spring 2009 through Spring 2013). A total of 22 students took comprehensive exams during this time period. During this period, 95.45% (n=21) of students passed the comprehensive exam. The Doctoral program does not use the categories of High Pass or Pass with Honors.

Course Grades in Required Advanced Year Courses (Attachments 2-4)

NCSSS analyzed the grades for three core courses for the five year period (Fall 2008 through Summer 2013). The courses included in the analysis were SSS 940, Philosophical Issues in Social Work Knowledge Building; SSS 944, Theoretical Frameworks for Ethical Decision Making; and SSS 950, Research Foundations. These courses were selected for analysis based on their importance to the curriculum of the program and to the mission of the school.

For the Philosophical Issues course, SSS 940 (**Attachment 3**), a total of 35 students enrolled in the course during the five year period. The majority of students, 62%, received a grade of A or A- (n=23). Twenty-four percent (n=23) received a grade of B+, B, or B- for the course. A small minority of students received a grade of C (6%) or F (3%) during this time period.

For the Ethics course, SSS 944 (**Attachment 4**), a total of 22 students enrolled in the course during the five year period. Seventy-four percent of the students (n=17) received a grade of A or A- for the course. Twenty-two percent of the students (n=5) received a grade of B+, B, B- for the course.

For the Research Foundations course, SSS 950 (**Attachment 5**), a total of 19 students enrolled in the course during the five year period. Sixty-seven percent of the student (n=14) received a grade of A or A- for the courses. Nine percent (n=2) received a grade B+, B, B- for the course and 14% received a grade of C (n=3) for the course.

Time to Degree Completion/Graduation Rates (Attachment 10)

Students enrolled in the Masters of Social Work (MSW) program at NCSSS may graduate within one year as a full-time advanced standing student, within two years as a regular full-time student, and up to five years as a part-time student. Over the five year period (Fall 2008 through Fall 2012), our retention rate averaged 74.8% with a range from 70.7% to 82.9% for those students who returned to CUA following their first year of enrollment. Our graduation rates during that period ranged from 62.9% to 83.6% for graduation within two to four years.

Attachment 1

**GRADUATE COMPREHENSIVE EXAMINATION RESULTS
NATIONAL CATHOLIC SCHOOL OF SOCIAL SERVICES
AY2008-2009 to AY2012-2013**

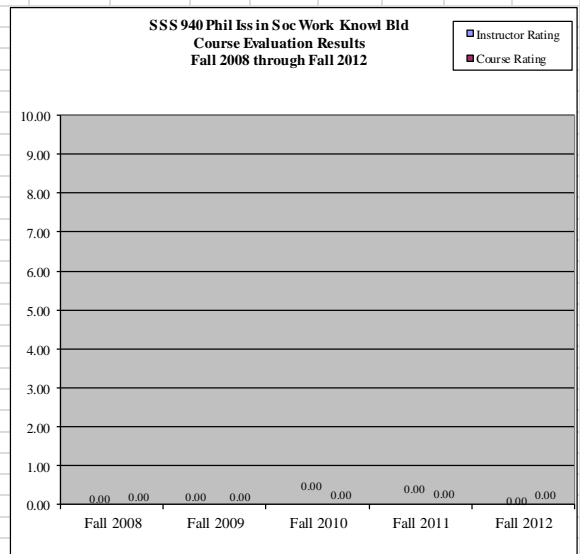
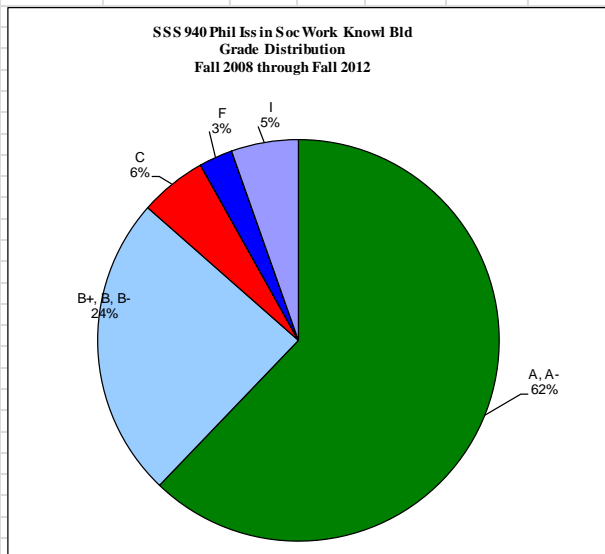
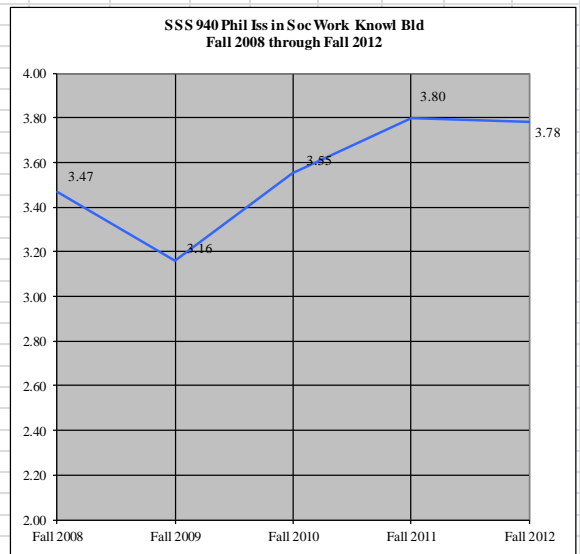
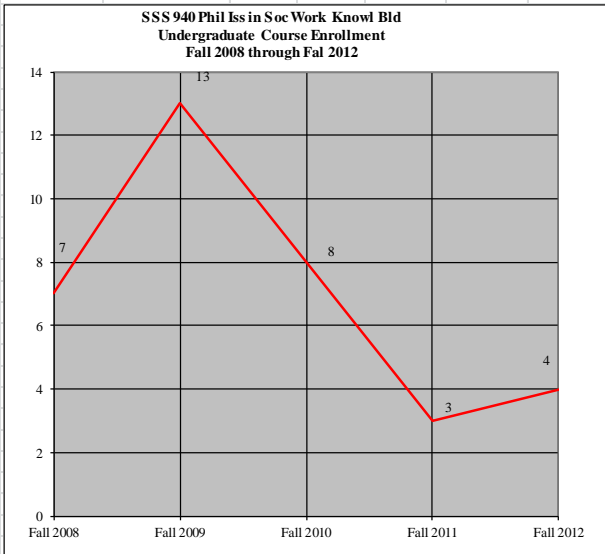
Doctoral Comprehensive Exam

	Fail		Pass		High Pass		Pass w/Honors		TOTAL
	#	%	#	%	#	%	#	%	
AY2008-2009		0.00%	7	100.00%		0.00%		0.00%	7
AY2009-2010	1	8.00%	12	92.00%		0.00%		0.00%	13
AY2010-2011		0.00%	2	100.00%		0.00%		0.00%	2
AY2011-2012		0.00%		0.00%		0.00%		0.00%	0
AY2012-2013		0.00%		0.00%		0.00%		0.00%	0
TOTAL	1	4.54%	21	95.45%	0	0.00%	0	0.00%	22

Attachment 2

COURSE SUMMARY DATA: NATIONAL CATHOLIC SCHOOL OF SOCIAL SERVICE SSS 940 Phil Iss in Soc Work Knowl Bld

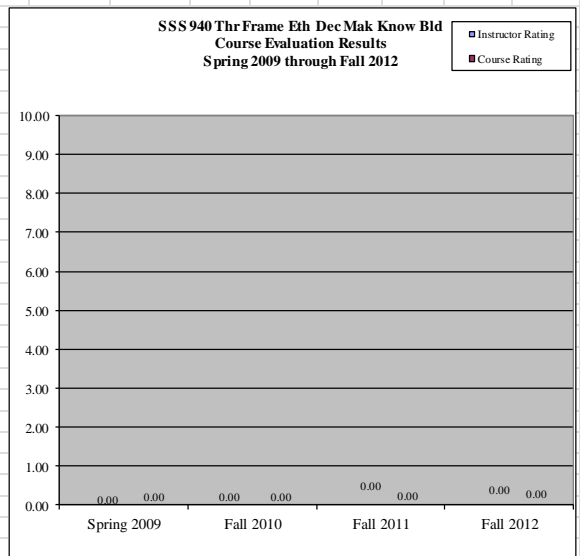
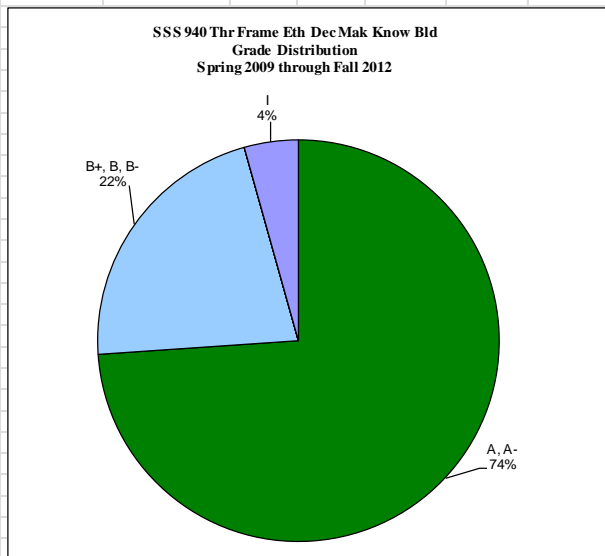
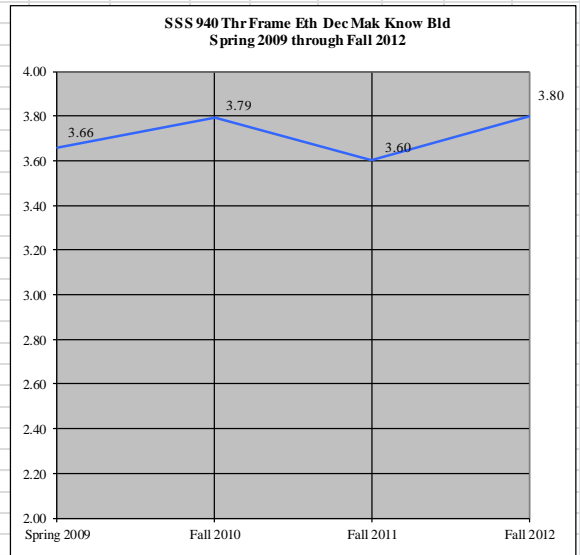
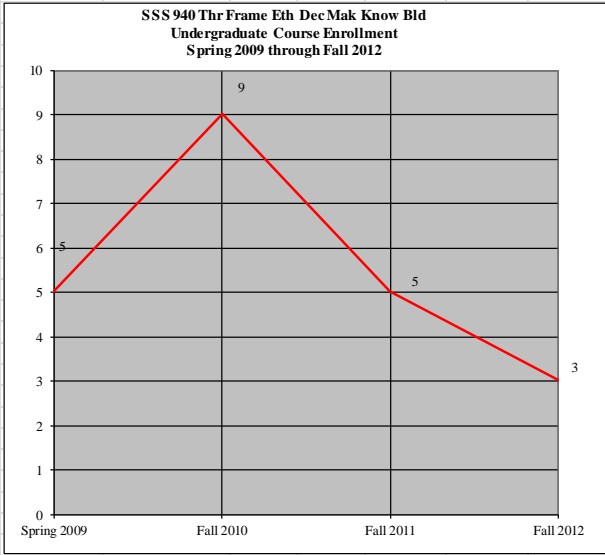
Term	Undergraduate Course Enrollment	Course Grades									Course Evaluation Results						
		Course Grade		Grade Distribution						Course Eval.		Instructor Rating		Course Rating			
		Avg.	StDev.	A, A-	B+, B, B-	C	D	F	W	I	#	%	Avg.	StDev.	Avg.	StDev.	
Fall 2008	7	3.47	0.34	3	4						0	0.00%					
Fall 2009	13	3.16	1.18	8	2	2		1			1	0	0.00%				
Fall 2010	8	3.55	0.40	5	3						0	0.00%					
Fall 2011	3	3.80	0.17	3							1	0	0.00%				
Fall 2012	4	3.78	0.15	4							0	0.00%					



Attachment 3

COURSE SUMMARY DATA: NATIONAL CATHOLIC SCHOOL OF SOCIAL SERVICE SSS 944 Thr Frame Eth Dec Mak Know Bid

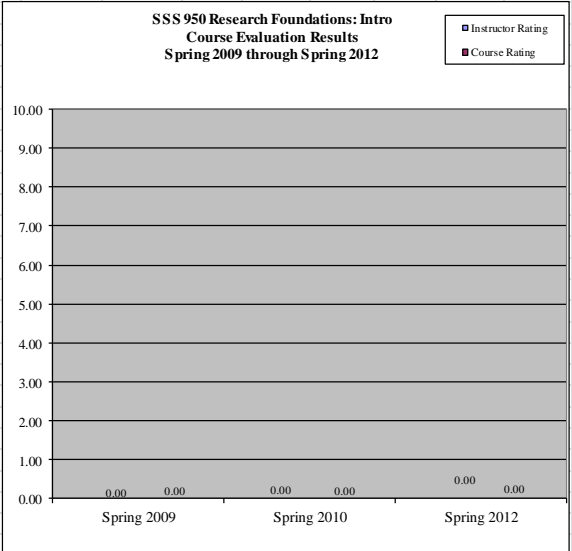
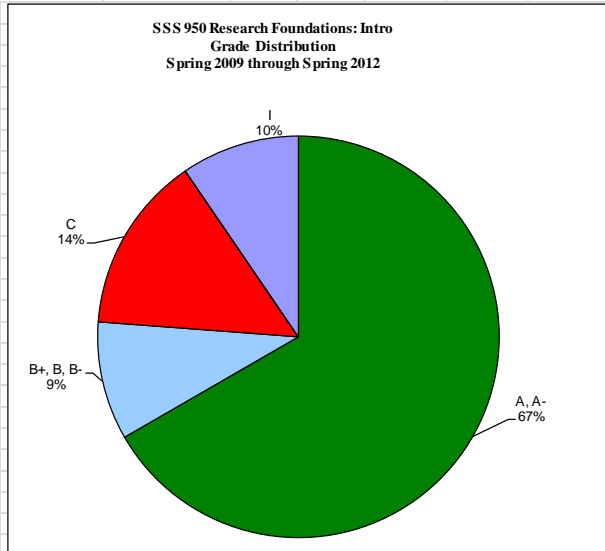
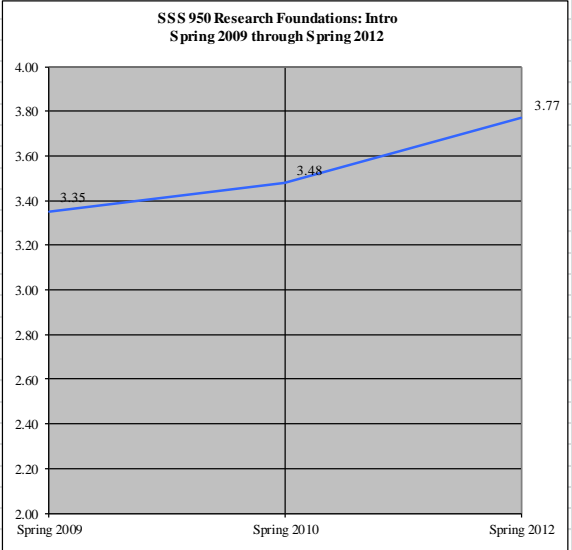
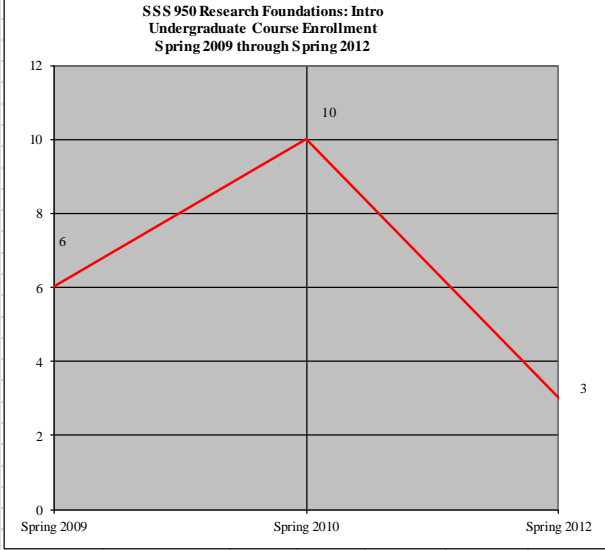
Term	Undergraduate Course Enrollment	Course Grades									Course Evaluation Results					
		Course Grade		Grade Distribution						Course Eval.		Instructor Rating		Course Rating		
		Avg.	StDev.	A, A-	B+, B, B-	C	D	F	W	I	#	%	Avg.	StDev.	Avg.	StDev.
Spring 2009	5	3.66	0.35	3	2						0	0.00%				
Fall 2010	9	3.79	0.24	8	1					1	0	0.00%				
Fall 2011	5	3.60	0.30	3	2						0	0.00%				
Fall 2012	3	3.80	0.17	3							0	0.00%				



Attachment 4

COURSE SUMMARY DATA: NATIONAL CATHOLIC SCHOOL OF SOCIAL SERVICE SSS 950 Research Foundations: Intro

Term	Undergraduate Course Enrollment	Course Grades									Course Evaluation Results					
		Course Grade		Grade Distribution						Course Eval.		Instructor Rating		Course Rating		
		Avg.	StDev.	A, A-	B+, B, B-	C	D	F	W	I	#	%	Avg.	StDev.	Avg.	StDev.
Spring 2009	6	3.35	0.74	4	1	1					0	0.00%				
Spring 2010	10	3.48	0.79	8		2					1	0.00%				
Spring 2012	3	3.77	0.40	2	1						1	0.00%				



Curricular Improvements

NCSSS introduced the following curricular improvements during the five year period of AY2008-09 through AY2012-13.

- 1. Research Sequence:** The Doctoral Program committee voted to augment the Research Sequence of courses during this time period. Previously, there were 4 required courses for students: Statistics I and II, Research Foundations, and Advanced Research. From an analysis of peer programs, feedback from students, and input from faculty, two additional courses were added: Advanced Quantitative Analysis and Advanced Qualitative Analysis.
- 2. Theory Sequence:** The Doctoral Program committee reviewed courses in this sequence. The determination was made to place some of the required courses into a rotation pattern where the courses are offered every other year instead of every year to increase enrollment in the courses. The Integrative Seminar/Models class was revised.
- 3. Comprehensive Exams:** The Doctoral Program committee revised how the comprehensive examinations were being graded over this time period to allow for greater depth of analysis.