

Major Assessment Findings and Curricular Improvements
National Catholic School of Social Service
Master's Program in Social Work
AY2008-09 through AY2012-13

Assessment Measures

The National Catholic School of Social Services uses the following measures to assess student learning outcomes in its Master of Social Work program:

- Pass rates on comprehensive examination
- Pass rates on field internships: foundation and advanced years
- Course grades in required advanced year courses
- Time to degree completion/graduation rates
- Cumulative graduating grade point averages

Assessment Findings

Passage of Master's Comprehensive Exam (Attachment 1)

The National Catholic School of Social Service analyzed the passage rate for Master's students taking the comprehensive examination at the completion of their foundation level curriculum for a five-year period (Spring 2009 through Spring 2013). During this period, 99.74% (n=391) of students passed the comprehensive exam.

Passage of Field Internships (Attachments 2 – 6)

The National Catholic School of Social Service (NCSSS) analyzed the passage rates for students completing field internships in the foundation and advanced years for a five-year period (Spring 2009 through Spring 2013). Field internships are considered the signature pedagogy for social work education. The internships enable students to apply knowledge learned in the classroom to social service settings. Students enrolled in field internships are concurrently enrolled in an integrative seminar, which provides further support to the students in integrating the learning in the classroom with field education. During this period, a total of 418 students were enrolled in foundation year field internships (**Attachment 2**). Eighty seven percent (n=364) passed their internships at the completion of the Spring semester. Twelve percent (n=47) received incompletes for the spring semester that were later resolved for passing grades bringing the total passage rate to 99% (n=411).

For the advanced year field internships for the five year period (Spring 2009 through Spring 2013), NCSSS analyzed the passage rates for students in each of the advanced year concentrations: 1) clinical (SSS 872); 2) clinical/health and clinical/military (SSS 878); 3) social change (SSS 876), and 4) combined (clinical/macro) (SSS 874). For the clinical concentration, 99% (n=243) of the students passed the internship at the completion of the spring semester with one student receiving a grade of F and another receiving an incomplete (**Attachment 3**). For the other concentrations, clinical/health and military (**Attachment 4**), social change (**Attachment 5**) and combined (**Attachment 6**) 100% percent of the students (n=199) in each concentration passed their field internships at the completion of the spring semester.

Course Grades in Required Advanced Year Courses (Attachments 7-9)

All advanced year master's students are required to take an ethics course (SSS 740) and an evaluation course (SSS 756 or SSS 757). NCSSS analyzed the grades for these three core courses for the five year period (Fall 2008 through Summer 2013). For the Ethics course, SSS 740 (**Attachment 7**), a total of 438 students enrolled in the course during the five year period. Eighty-one percent of the students (n=355) received a grade of A or A- for the course. Fifty seven percent (n=57) received a grade of B+, B, or B- for the course.

For the Evaluation of Social Work Practice course, SSS 756 (**Attachment 8**), a total of 330 students enrolled in the course during the five year period. Eighty-five percent of the students (n=280) received a grade of A or A- for the course. Fifteen percent of the students (n=50) received a grade of B+, B, B- for the course.

For the Evaluation of Social Work Program course, SSS 757 (**Attachment 9**), a total of 195 students enrolled in the course during the five year period. Eighty percent of the student (n=156) received a grade of B+, B, B- for the courses. Twenty percent (n=39) received a grade of A, A- for the course.

Time to Degree Completion/Graduation Rates (Attachment 10)

Students enrolled in the Masters of Social Work (MSW) program at NCSSS may graduate within one year as a full-time advanced standing student, within two years as a regular full-time student, and up to five years as a part-time student. Over the five year period (Fall 2008 through Fall 2012), our retention rate averaged 74.8% with a range from 70.7% to 82.9% for those students who returned to CUA following their first year of enrollment. Our graduation rates during that period ranged from 62.9% to 83.6% for graduation within two to four years.

Cumulative Graduating Grade Point Averages (Attachment 11)

During the five year period (Spring 2009 through Spring 2013) the cumulative graduating grade point average ranged from a low of 3.66 (Spring 2013) to a high of 3.72 (Spring 2010). Our lowest graduate cohort size during that period was Spring 2010 with a graduating cohort of 71 students. Our highest graduate cohort size during that period was Spring 2013 with a graduating cohort size of 136 students.

Milestone Data (Attachment 1)

**GRADUATE COMPREHENSIVE EXAMINATION RESULTS
NATIONAL CATHOLIC SCHOOL OF SOCIAL SERVICES
AY2008-2009 to AY2012-2013**

Master's Comprehensive Exam

	Fail		Pass		High Pass		Pass w/Honors		TOTAL
	#	%	#	%	#	%	#	%	
AY2008-2009		0.00%	48	100.00%		0.00%		0.00%	48
AY2009-2010	1	1.00%	73	99.00%		0.00%		0.00%	74
AY2010-2011		0.00%	83	100.00%		0.00%		0.00%	83
AY2011-2012		0.00%	94	100.00%		0.00%		0.00%	94
AY2012-2013		0.00%	93	100.00%		0.00%		0.00%	93
TOTAL	1	0.26%	391	99.74%	0	0.00%	0	0.00%	392

Doctoral Comprehensive Exam

	Fail		Pass		High Pass		Pass w/Honors		TOTAL
	#	%	#	%	#	%	#	%	
AY2008-2009		0.00%	7	100.00%		0.00%		0.00%	7
AY2009-2010	1	8.00%	12	92.00%		0.00%		0.00%	13
AY2010-2011		0.00%	2	100.00%		0.00%		0.00%	2
AY2011-2012		0.00%		0.00%		0.00%		0.00%	0
AY2012-2013		0.00%		0.00%		0.00%		0.00%	0
TOTAL	1	0.00%	21	0.00%	0	0.00%	0	0.00%	22

Note:

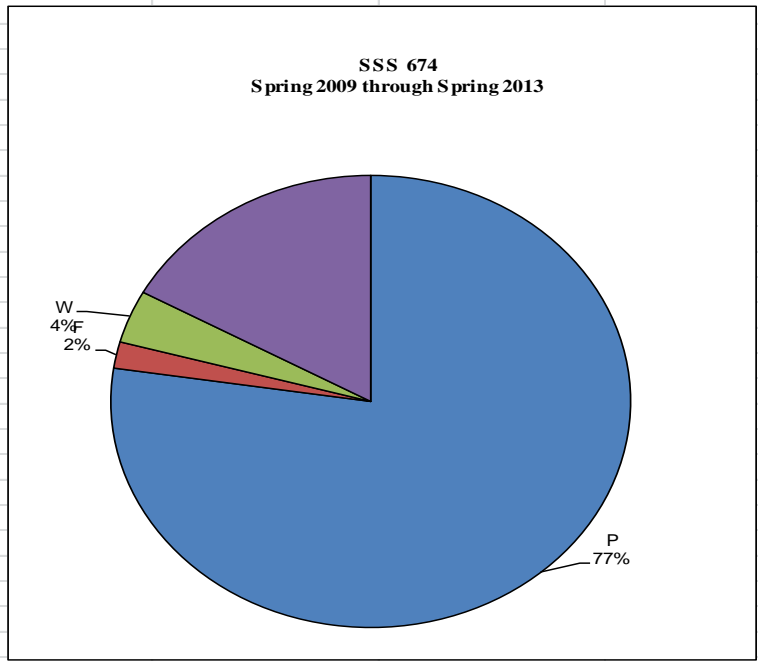
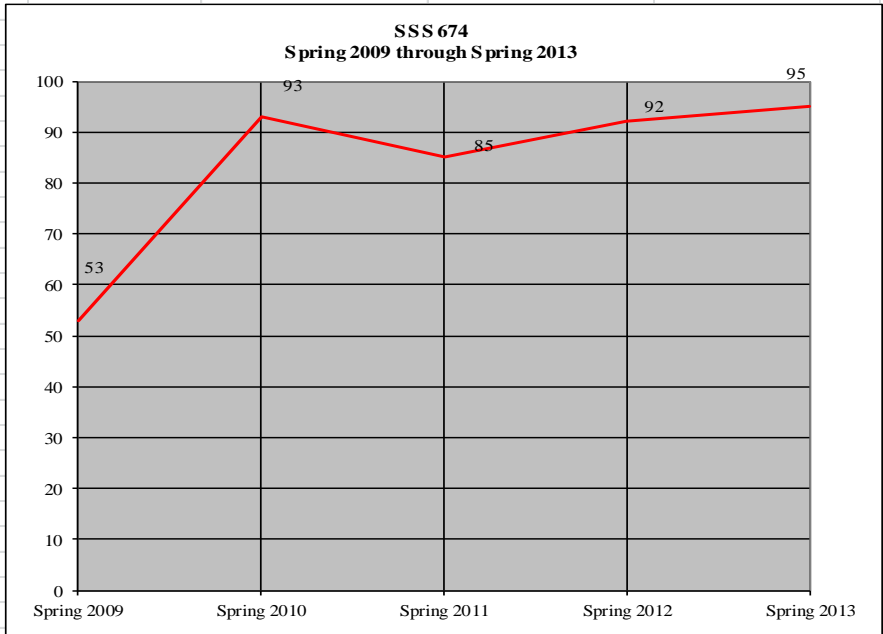
- 1) Milestone outcomes were included in the categories High Pass and Pass with Honors if these designations were explicitly indicated in the students' milestone record.
- 2) Category "High Pass" includes both "High Pass" and "Pass with distinction".
- 3) The count in this table is based on the exam outcomes of all attempts in an academic year.
- 4) Level of the comps, i.e. Master's and doctoral, is based on the milestone activities; if there is no specification of the level in the record, students' degree level is used to determine the level.

Attachment 2

THE CATHOLIC UNIVERSITY OF AMERICA
 Financial Planning, Institutional Research and Assessment

**COURSE SUMMARY DATA: NATIONAL CATHOLIC SCHOOL OF SOCIAL SERVICE
 SSS 674**

Term	Course Enrollment	Grade Distribution			
		P	F	W	I
Spring 2009	53	41	1	2	9
Spring 2010	93	79		1	13
Spring 2011	85	69		1	15
Spring 2012	92	83			9
Spring 2013	95	92	1	1	1

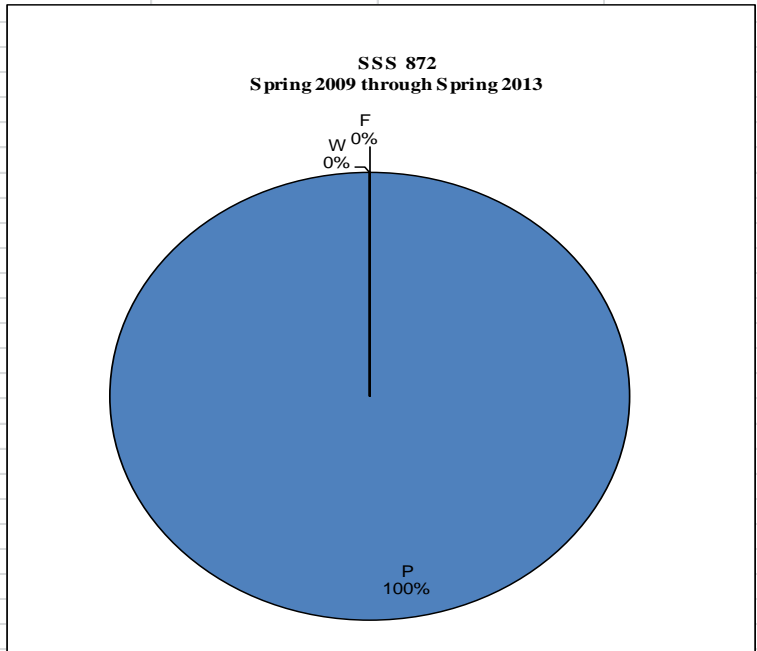
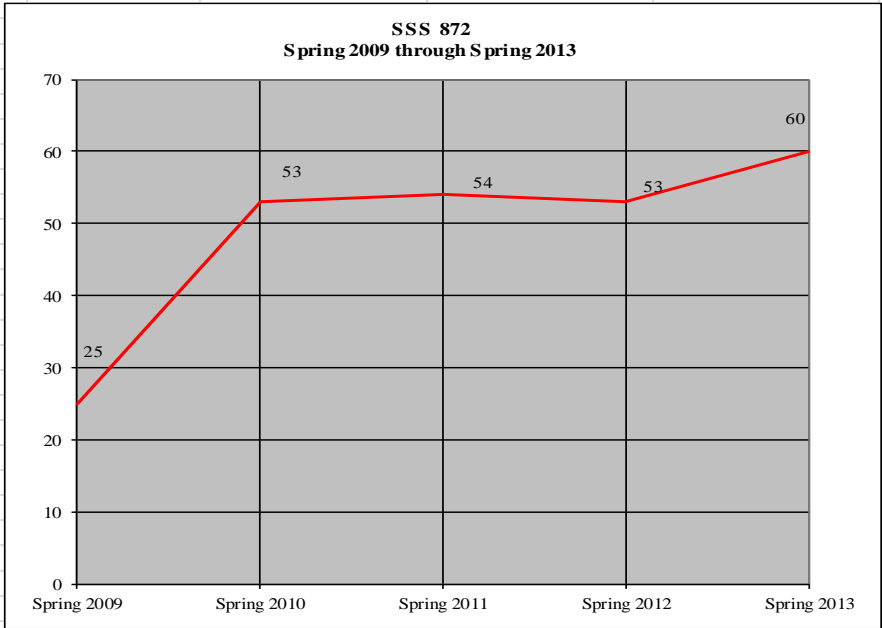


Attachment 3

THE CATHOLIC UNIVERSITY OF AMERICA
 Financial Planning, Institutional Research and Assessment

**COURSE SUMMARY DATA: NATIONAL CATHOLIC SCHOOL OF SOCIAL SERVICE
 SSS 872**

Term	Course Enrollment	Grade Distribution			
		P	F	W	I
Spring 2009	25	25			
Spring 2010	53	53			
Spring 2011	54	54			
Spring 2012	53	52	1		
Spring 2013	60	59			1

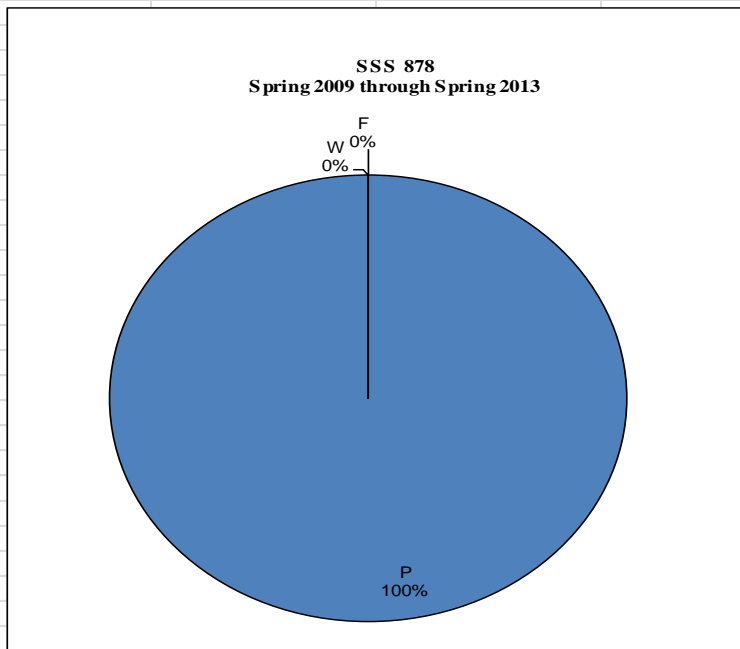
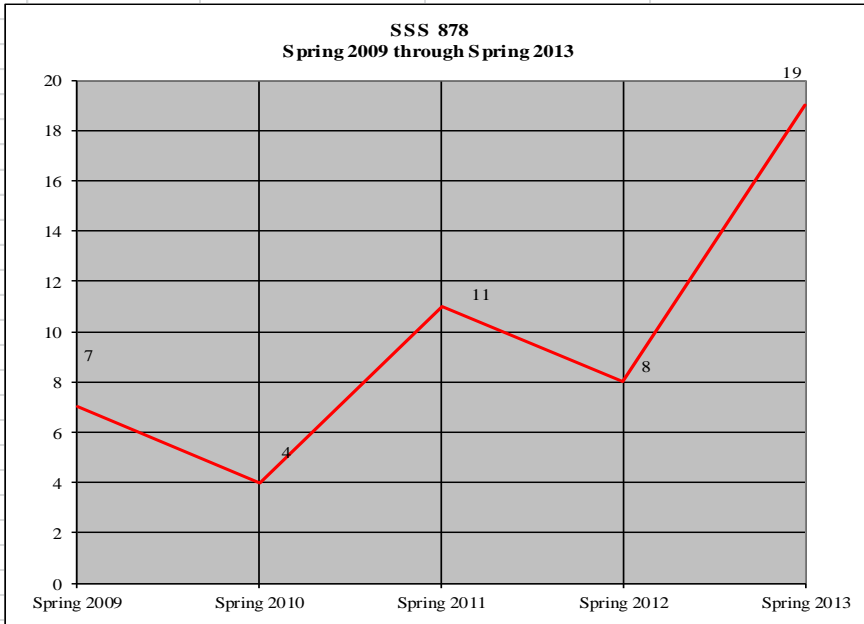


Attachment 4

THE CATHOLIC UNIVERSITY OF AMERICA
 Financial Planning, Institutional Research and Assessment

**COURSE SUMMARY DATA: NATIONAL CATHOLIC SCHOOL OF SOCIAL SERVICE
 SSS 878**

Term	Course Enrollment	Grade Distribution			
		P	F	W	I
Spring 2009	7	7			
Spring 2010	4	4			
Spring 2011	11	11			
Spring 2012	8	8			
Spring 2013	19	19			

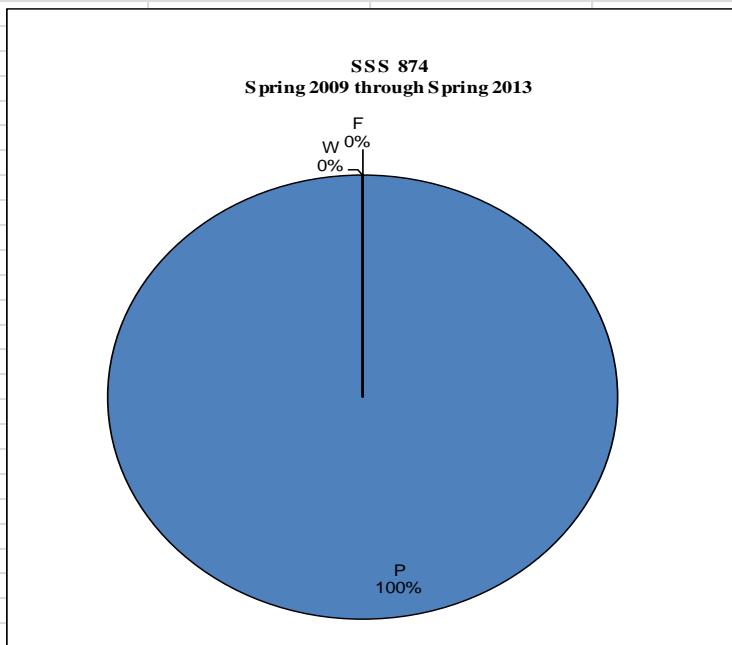
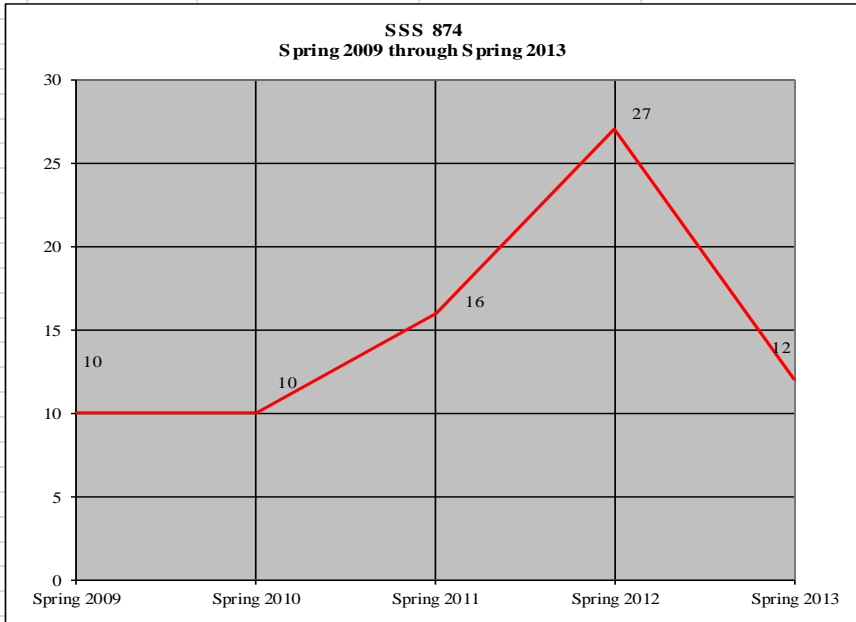


Attachment 5

THE CATHOLIC UNIVERSITY OF AMERICA
 Financial Planning, Institutional Research and Assessment

**COURSE SUMMARY DATA: NATIONAL CATHOLIC SCHOOL OF SOCIAL SERVICE
 SSS 876**

Term	Course Enrollment	Grade Distribution			
		P	F	W	I
Spring 2009	10	10			
Spring 2010	10	10			
Spring 2011	16	16			
Spring 2012	27	27			
Spring 2013	12	12			

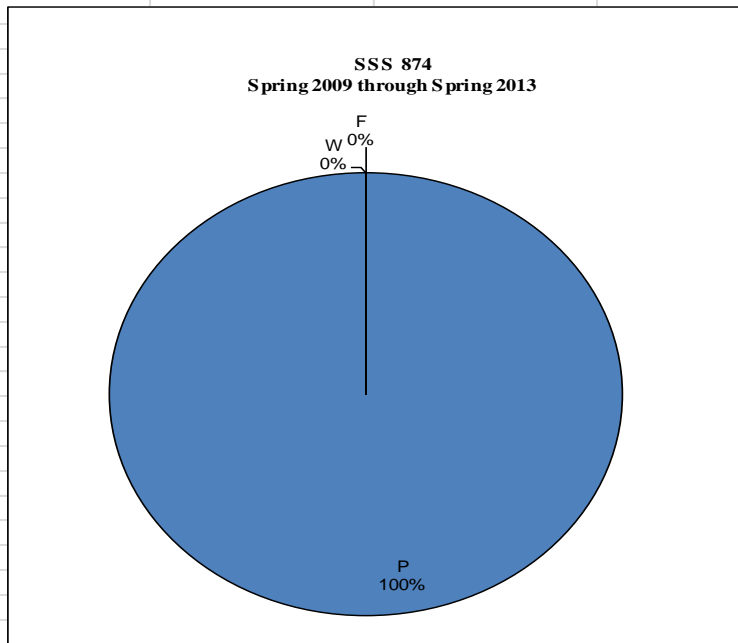
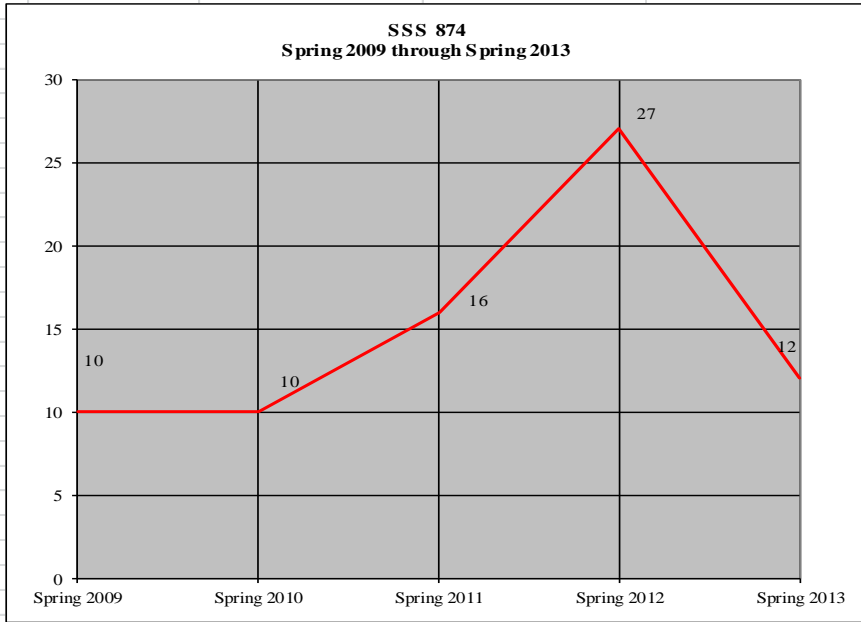


Attachment 6

THE CATHOLIC UNIVERSITY OF AMERICA
 Financial Planning, Institutional Research and Assessment

**COURSE SUMMARY DATA: NATIONAL CATHOLIC SCHOOL OF SOCIAL SERVICE
 SSS 874**

Term	Course Enrollment	Grade Distribution			
		P	F	W	I
Spring 2009	10	10			
Spring 2010	10	10			
Spring 2011	16	16			
Spring 2012	27	27			
Spring 2013	12	12			

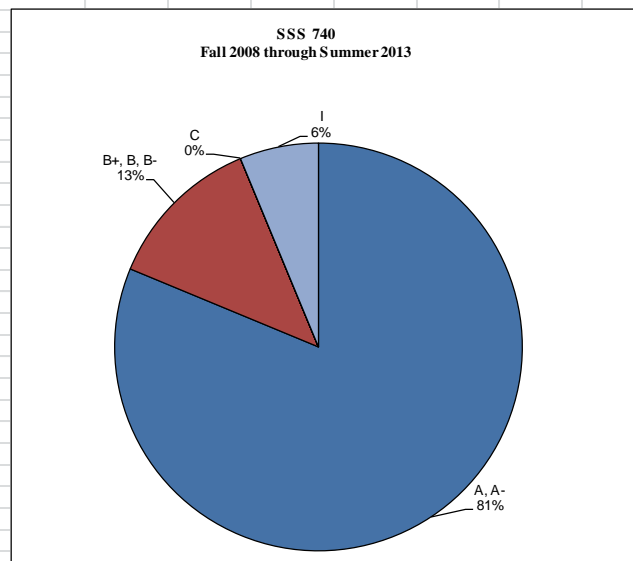
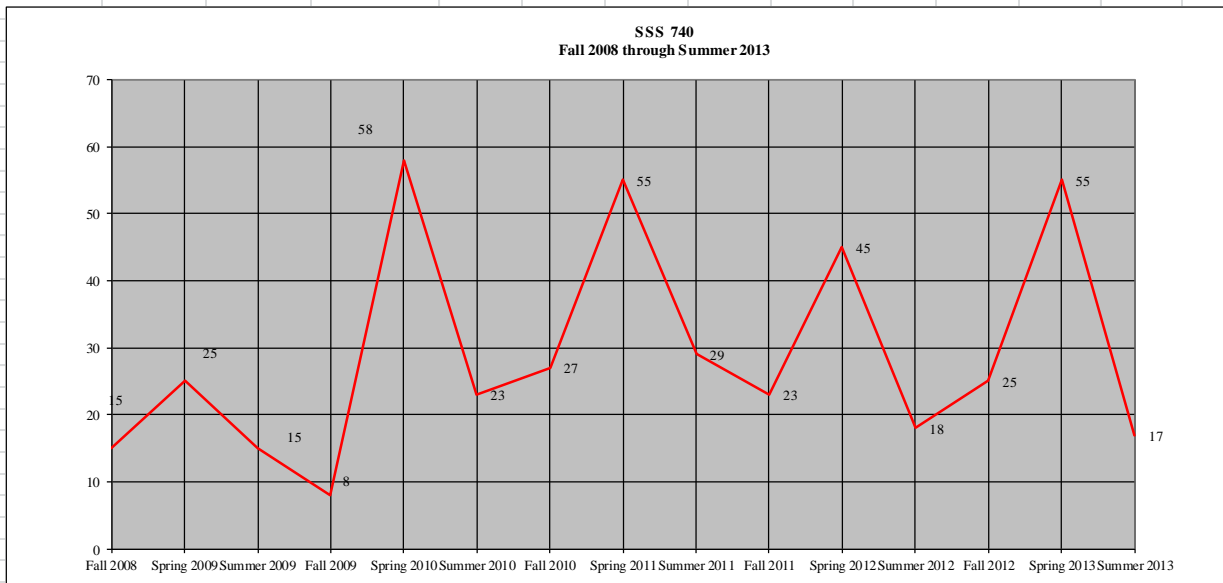


Attachment 7

THE CATHOLIC UNIVERSITY OF AMERICA
 Planning, Institutional Research, Student Learning Outcomes Assessment

COURSE SUMMARY DATA: NATIONAL CATHOLIC SCHOOL OF SOCIAL SERVICE SSS 740

Term	Course Enrollment	Average	StdDev	Grade Distribution							
				A, A-	B+, B, B-	C	D	F	W	I	
Fall 2008	15	3.81	0.35	13	2						1
Spring 2009	25	3.84	0.24	22	3						
Summer 2009	15	3.86	0.15	15							
Fall 2009	8	3.59	0.36	5	3						1
Spring 2010	58	3.62	0.39	39	19						
Summer 2010	23	3.88	0.19	22	1						
Fall 2010	27	3.76	0.24	23	4						
Spring 2011	55	3.85	0.20	53	2						
Summer 2011	29	3.65	0.40	21	8						
Fall 2011	23	3.74	0.31	20	3						2
Spring 2012	45	3.78	0.27	39	6						
Summer 2012	18	3.93	0.13	18							
Fall 2012	25	3.60	0.29	16	9						
Spring 2013	55	3.80	0.25	48	7						1
Summer 2013	17	3.96	0.17	16	1						

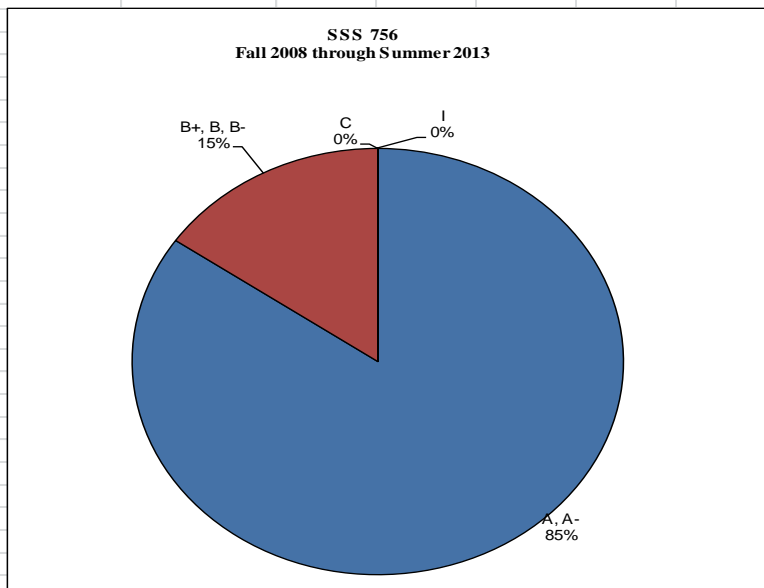
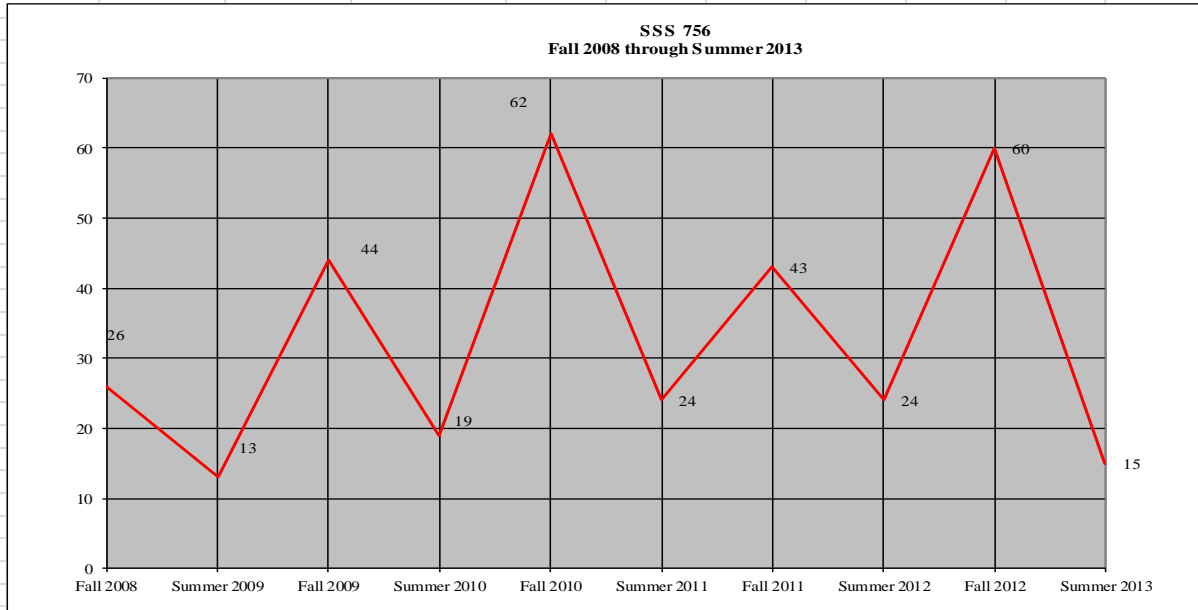


Attachment 8

THE CATHOLIC UNIVERSITY OF AMERICA
 Planning, Institutional Research, Student Learning Outcomes Assessment

COURSE SUMMARY DATA: NATIONAL CATHOLIC SCHOOL OF SOCIAL SERVICE SSS 756

Term	Course Enrollment	Average	StdDev	Grade Distribution						
				A, A-	B+, B, B-	C	D	F	W	I
Fall 2008	26	3.70	0.35	22	4					
Summer 2009	13	3.93	0.13	13						
Fall 2009	44	3.61	0.34	30	14					
Summer 2010	19	3.59	0.56	12	6	1				
Fall 2010	62	3.69	0.41	47	14	1				
Summer 2011	24	3.74	0.32	18	6					
Fall 2011	43	3.38	0.62	25	14	4				
Summer 2012	24	3.30	0.49	10	13	1				
Fall 2012	60	3.66	0.33	43	17					
Summer 2013	15	3.91	0.20	14	1					

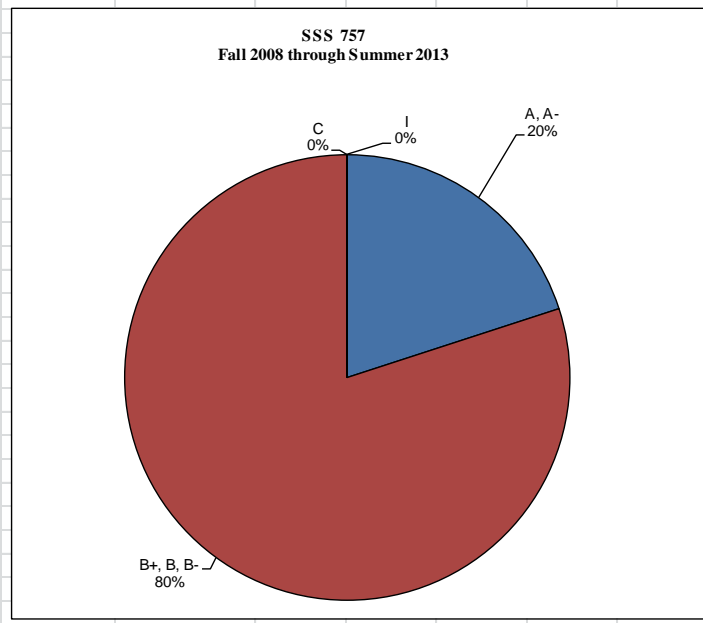
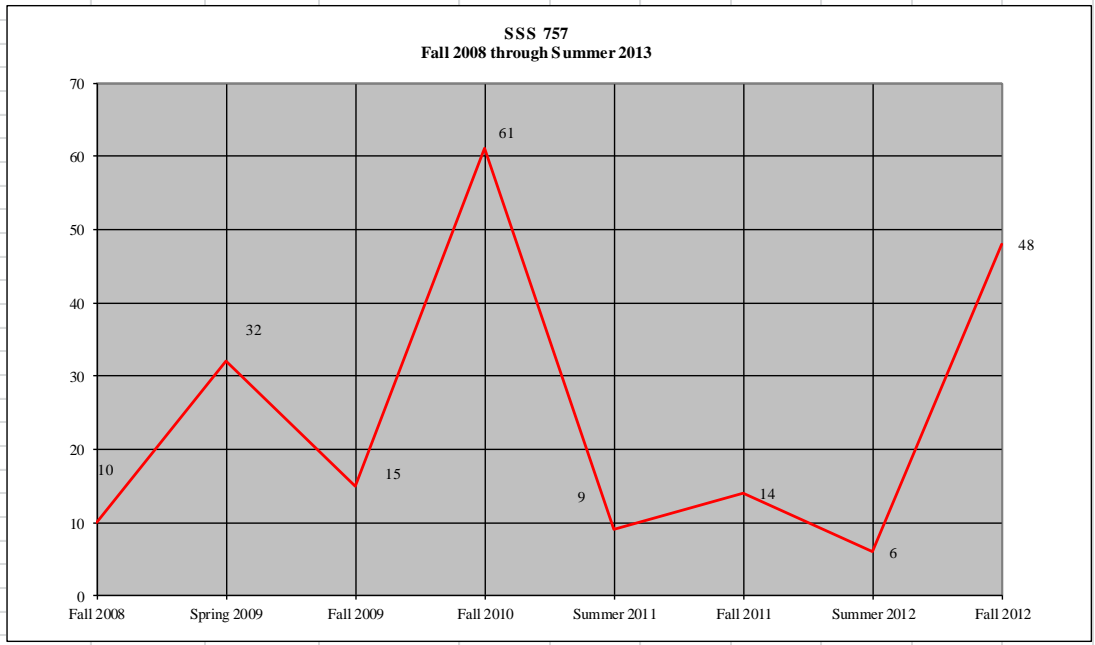


Attachment 9

THE CATHOLIC UNIVERSITY OF AMERICA
 Planning, Institutional Research, Student Learning Outcomes Assessment

COURSE SUMMARY DATA: NATIONAL CATHOLIC SCHOOL OF SOCIAL SERVICE SSS 757

Term	Course Enrollment	Average	StdDev	Grade Distribution							
				A, A-	B+, B, B-	C	D	F	W	I	
Fall 2008	10	3.26	0.40	2	8						
Spring 2009	32	3.57	0.25	20	12						
Fall 2009	15	2.99	1.04	7	5	2		1		1	
Fall 2010	61	3.34	0.43	20	39	2				1	
Summer 2011	9	3.97	0.10	9							
Fall 2011	14	3.30	0.44	6	8						
Summer 2012	6	3.83	0.29	5	1						
Fall 2012	48	3.35	0.37	16	32						



Progression Data (Attachment 10)

Comment on Enrollment

Comment on Time to Degrees/ Graduation Rates

**GRADUATE PROGRESSION AND GRADUATION
NATIONAL CATHOLIC SCHOOL OF SOCIAL SCIENCE
Graduate Cohort Fall 2008 through 2012
Master's Program**

	Graduate Cohort Size	Returned To CUA in Fall 2009		Returned To CUA in Fall 2010		Returned To CUA in Fall 2011		Returned To CUA in Fall 2012		Returned To CUA in Fall 2013		Graduated in One Year		Graduated in Two Years*		Graduated in Three Years*		Graduated in Four Years*		Graduated in Five Years*	
		No.	Pct.	No.	Pct.	No.	Pct.	No.	Pct.	No.	Pct.	No.	Pct.	No.	Pct.	No.	Pct.	No.	Pct.	No.	Pct.
Fall 2008	79	59	74.7%	24	30.4%	10	12.7%	2	2.5%	1	1.3%	7	10.0%	35	44.0%	48	61.0%	57	72.0%	59	75.0%
Fall 2009	128			93	72.7%	17	13.3%	9	7.0%	2	1.6%	19	15.0%	93	73.0%	100	78.0%	107	83.6%		
Fall 2010	124					91	73.4%	31	25.0%	8	6.5%	18	15.0%	77	60.0%	97	78.0%				
Fall 2011	105							87	82.9%	23	21.9%	7	7.0%	66	62.9%						
Fall 2012	116									82	70.7%	7	6.0%								

*Two to five years of graduation rates are cumulative.

Note: A particular cohort is defined as the combination of the students first enrolled in consecutive sessions of one year: the summer session or the fall semester. For example, cohort 2008 consists of students first enrolled in summer 2008 or fall 2008.

**GRADUATE PROGRESSION AND GRADUATION
NATIONAL CATHOLIC SCHOOL OF SOCIAL SCIENCE
Graduate Cohort Fall 2008 through 2012
Doctoral Program**

	Graduate Cohort Size	Returned To CUA in Fall 2009		Returned To CUA in Fall 2010		Returned To CUA in Fall 2011		Returned To CUA in Fall 2012		Returned To CUA in Fall 2013		Graduated in One Year		Graduated in Two Years*		Graduated in Three Years*		Graduated in Four Years*		Graduated in Five Years*	
		No.	Pct.	No.	Pct.	No.	Pct.	No.	Pct.	No.	Pct.	No.	Pct.	No.	Pct.	No.	Pct.	No.	Pct.	No.	Pct.
Fall 2008	6	4	66.7%	4	66.7%	4	66.7%	4	66.7%	3	50.0%	0	0.0%	0	0.0%	0	0.0%	0	0.0%	0	0.0%
Fall 2009	12			11	91.7%	10	83.3%	10	83.3%	10	83.3%	0	0.0%	0	0.0%	0	0.0%	0	0.0%		
Fall 2010	6					5	83.3%	5	83.3%	4	66.7%	0	0.0%	0	0.0%	0	0.0%				
Fall 2011	6							5	83.3%	5	83.3%	0	0.0%	0	0.0%						
Fall 2012	6									5	83.3%	0	0.0%								

*Two to five years of graduation rates are cumulative.

Note: A particular cohort is defined as the combination of the students first enrolled in consecutive sessions of one year: the summer session or the fall semester. For example, cohort 2008 consists of students first enrolled in summer 2008 or fall 2008.

Attachment 11

THE CATHOLIC UNIVERSITY OF AMERICA
Financial Planning, Institutional Research, and Assessment

GRADUATION MEAN GPA BY COHORT NATIONAL CATHOLIC SCHOOL OF SOCIAL SCIENCE

	Graduate Cohort Size	Mean GPA	Std.Dev
Spring 2009	80	3.71	0.24
Spring 2010	71	3.72	0.23
Spring 2011	122	3.64	0.28
Spring 2012	101	3.68	0.23
Spring 2013	136	3.66	0.21

Note: A particular cohort is defined as the combination of the students who graduate in consecutive sessions of one year. For example, cohort 2009 consists of students who graduated in Summer 2008, Fall 2008 or Spring 2009.

Curricular Improvements

NCSSS introduced the following curricular improvements during the five year period of AY2008-09 through AY2012-13.

1. Southern Maryland Higher Education Center, Part-time MSW Program.

In the Fall of 2008, NCSSS began a part-time Saturday only master of social work program at the Southern Maryland Higher Education Center to meet the educational needs of an expanding population in Southern Maryland. The program was developed in collaboration with the State of Maryland Department of Human Resources and the local social service agencies in Southern Maryland. The program began with an enrollment of 22 students. In 2012, 10 students completed their MSW program on a part-time basis at the Southern Maryland Higher Education Center.

2. Foundation Level Classes Offered on Saturdays. On campus, NCSSS began offering four foundation level classes on Saturdays to meet the needs of our part-time students who are employed full-time.

3. Military Specialization. NCSSS created a military specialization within the Clinical Concentration of our MSW program. The specialization allows our advanced year students to gain knowledge and skill in working with military personnel, veterans, and their families.