

**Major Assessment Findings and Curricular Improvements
Department of Greek and Latin
Undergraduate Programs in
Classics, Classical Humanities, and Classical Civilization
AY2008-09 through AY2012-13**

Assessment Measures

The Department of Greek and Latin uses the following measures to assess departmental learning outcomes:

- CLAS 205, CLAS 206: grades, student evaluations
- CLAS 211: grades, student evaluations
- GR 511, LAT511: grades
- Senior comprehensive examinations: pass/fail rates (discontinued in May 2012)
- Senior tutorial and senior thesis/project (CLAS 425; CLAS 426): grades, rubrics for the completed thesis/project.

Assessment Findings

CLAS 205, 206 [Attachment 1]

The Department of Greek and Latin analyzed course grades, student evaluations, and enrollment data for CLAS 205 and CLAS 206 for a five-year period (Fall 2008 through Spring 2013). These are gateway courses for the major and are required for students majoring in all the department's undergraduate programs. They are offered in sequence on a two-year cycle and are taken by exploratory students and majors from other departments as well as by majors in Greek and Latin.

Within the most recent five-year period, these courses were each offered twice (Fall 2009/Spring 2010 and Fall 2011/Spring 2012). Eleven GL majors took CLAS 205 and ten took CLAS 206.

The performance of majors in this course, as measured by grades, was very good. The average course grade for majors in both iterations of CLAS 205 was 3.34 (StDev. 0.53) and the average course grade for majors in both iterations of CLAS 206 was 3.37 (StDev. 0.68).

Course evaluation results for these courses indicate an average level of student satisfaction with the instructor and the course. Except for the pilot evaluations given in Spring 2012, which did include such data, the evaluations below were completed by students who indicated that they were majors.

		<u>Instructor evaluation</u>	<u>Course evaluation</u>
CLAS 205	Fall 2009	8.7	8.2
CLAS 206	Spring 2010	8.5	8.3
CLAS 205	Fall 2011	8.0	7.8
CLAS 206	Spring 2012	5.92/7 (Would recommend)	5.25/7 (Would recommend)

CLAS 211 [Attachment 2]

The Department of Greek and Latin analyzed course grades, student evaluations, and enrollment data for CLAS 211 for a five-year period (Fall 2008 through Fall 2012). This is a gateway courses for the Classical Civilization major and is also taken as a general education elective by students from other departments. The course is offered every year.

During the most recent five-year period, the course was offered five times (Spring 2009, Spring 2010, Spring 2011, Fall 2011, and Fall 2012). Enrollment of Classical Civilization majors in these courses totaled eleven.

The performance of majors in this course, as measured by grades, was good. The average course grade for all four iterations of CLAS 211 was 3.17 (StDev. 0.75). There were no grades of D or F for this population.

Course evaluation results for these courses indicate high level of student satisfaction with the instructor and the course. Evaluations below were submitted by students who indicated that they were majors.

		<u>Instructor evaluation</u>	<u>Course evaluation</u>
CLAS 211	Spring 2009	8.3	7.3
CLAS 211	Spring 2010	10.0	10.0
CLAS 211	Spring 2011	no majors enrolled	no majors enrolled
CLAS 211	Fall 2011	9.4	8.2
CLAS 211	Fall 2012	10.0	9.3

GR 511, LAT 511 [Attachment 3]

These courses are offered every year: GR 511 in the Spring and LAT 511 in the Fall. They are taken by graduate and undergraduate students, primarily but not exclusively majors. Classics majors take both of these courses, and Classical Humanities majors take the course appropriate to their language specialization. Average grades for undergraduate majors in both courses showed a marked improvement in 2008-13 over the previous five year period: in GR 511 majors averaged a course grade of 3.42 (StDev. 0.36) in 2008-13 (n=8) compared with 3.08 (StDev. 0.87) in 2003-8 (n=9). In LAT 511 majors averaged a course grade of 3.04 (StDev. 0.59) in 2008-13 (n=8) compared with 2.47 (StDev. 1.30) in 2003-8 (n=15).

Senior Comprehensive Examinations [Attachment 4]

Until May 2012, all seniors took comprehensive examinations. Those majoring in Classics and Latin/Classical Humanities took translation examinations based on a reading lists of Greek and Latin authors; those majoring in Classical Civilization took an essay examination based on a reading list of primary and secondary texts in English. The Department discontinued this exams after May 2012; the reasons for this are provided below under “Curricular Improvements.”

Over the five year period from 2008 through 2013, a total of 20 seniors took these examinations. All students passed, for a 100% Pass rate.

Senior theses

All majors write a thesis or complete a project in their senior year under the direct supervision of a faculty member. The thesis/project is assessed in two phases. The first assessment occurs at the end of the Fall semester, and is recorded as a grade in CLAS 425 (Senior Tutorial), a one-credit course. The supervisor bases this grade on the progress made by the student up to that point and on the quality of the work. The second assessment occurs at the end of the Spring semester, and is recorded as a grade in CLAS 426 (Senior Thesis), a two-credit course. This grade is based on the quality of the thesis or project in its final form. When completed, all theses for the year are bound together and kept in the departmental library for consultation by students and faculty. Titles of completed theses are posted on the department's web site (<http://greeklatin.cua.edu/undergrad/seniorthesislist.cfm>).

CLAS 425 [Attachment 5]

During this period enrollment in the class fluctuated according to the number of seniors in the department.

Course grades are typically higher in this class than in its sequel, since students are judged on the basis of the research they have completed up to the end of the semester and on a relatively small amount of written material (about 10 pages). The average grade for the class in Fall 2008 and Fall 2009 was about a B+; in Fall 2010, Fall 2011, and Fall 2012, it was an A.

Evaluations are not collected for this class for reasons of anonymity: each faculty member teaches a separate section which has only one or at most two students enrolled in it.

CLAS 426 [Attachment 6]

Class enrollment is typically the same in this class as in CLAS 425.

Course grades averaged slightly higher in Spring 2009 and Spring 2010 than in the preceding semester's tutorial, and slightly lower in Spring 2011, Spring 2012, and Spring 2013. In no course were average grades lower than B+.

Evaluations are not collected for this class for reasons of anonymity.

Rubrics were used to evaluate outcomes for the completed senior thesis/project. Results are given in **Attachment 7** (=Department Program Review, January 2014, Appendix G). Six traits were evaluated: 100% of students met or exceeded expectations for four traits, and 93% of students met or exceeded expectations for the remaining two traits.

Curricular Improvements

- 1) The major curricular improvement during this period was the expansion of the former Latin and Classical Humanities major to include a Greek option. Classical Humanities (as it is now called) can either be taken in its Greek or its Latin form.
- 2) In connection with its program review of 2013-14, the Department revised its statement of undergraduate goals and assessment of outcomes. These have been submitted to PIR for posting on its outcomes assessment website.
- 3) As mentioned above, the Department decided in Spring 2012 to discontinue its comprehensive exams after the May 2012 sitting. This decision was made in order to provide more time for students to complete their senior thesis/project, perceived by students and faculty alike to be the more important component of the department's traditional two-part senior assessment. The faculty have been very happy with the outcome, as have students, who found the double assessment burdensome as well as duplicative of coursework.

Attachment 1

COURSE SUMMARY DATA: DEPARTMENT OF GREEK AND LATIN
Undergraduate Greek and Latin Majors
CLAS 205 History of Ancient Mediterranean I

Term	Enrollment	Course Grades								
		Course Grade		Grade Distribution						
		Avg.	StDev.	A, A-	B+, B, B-	C+, C, C-	D	F	W	I
Fall 2003	10	3.39	0.61	4	5	1				
Fall 2005	9	3.49	0.35	5	4					
Fall 2007	14	3.58	0.40	9	5					
Total	33	3.50	0.50	18	14	1				

Term	Enrollment	Course Grades								
		Course Grade		Grade Distribution						
		Avg.	StDev.	A, A-	B+, B, B-	C+, C, C-	D	F	W	I
Fall 2009	3	3.43	0.51	1	2					
Fall 2011	8	3.30	0.70	4	3	1				
Total	11	3.34	0.53	5	5	1				

COURSE SUMMARY DATA: DEPARTMENT OF GREEK AND LATIN
Undergraduate Greek and Latin Majors
CLAS 206 History of Ancient Mediterranean II

Term	Enrollment	Course Grades								
		Course Grade		Grade Distribution						
		Avg.	StDev.	A, A-	B+, B, B-	C+, C, C-	D	F	W	I
Spring 2004	6	3.17	0.63	2	3	1				
Spring 2006	8	3.18	1.36	5	2			1		
Spring 2008	16	3.49	0.46	7	9					
Total	30	3.34	0.81	14	14	1		1		

Term	Enrollment	Course Grades								
		Course Grade		Grade Distribution						
		Avg.	StDev.	A, A-	B+, B, B-	C+, C, C-	D	F	W	I
Spring 2010	3	3.23	0.50	1	2					
Spring 2012	7	3.43	0.74	4	2	1				
Total	10	3.37	0.68	5	4	1				

Attachment 2

COURSE SUMMARY DATA: DEPARTMENT OF GREEK AND LATIN
Undergraduate Greek and Latin Majors
CLAS 211 Greek and Roman Mythology

Term	Enrollment	Course Grades									
		Course Grade		Grade Distribution						W	I
		Avg.	StDev.	A, A-	B+, B, B-	C+, C, C-	D	F			
Spring 2004	4	3.83	0.35	3	1						
Spring 2005	3	4.00	0.00	3							
Spring 2006	3	3.80	0.17	3							
Spring 2007	5	3.94	0.13	5							
Spring 2008	4	2.93	0.97	1	2	1					
Total	19	3.18	0.75	4	5	2					

Term	Enrollment	Course Grades									
		Course Grade		Grade Distribution						W	I
		Avg.	StDev.	A, A-	B+, B, B-	C+, C, C-	D	F			
Spring 2009	2	3.15	1.20	1		1					
Spring 2011	1	4.00		1							
Fall 2011	4	3.00	0.73	1	2	1					
Fall 2012	4	3.18	0.57	1	3						
Total	11	3.18	0.75	4	5	2					

Attachment 3

COURSE SUMMARY DATA: DEPARTMENT OF GREEK AND LATIN
Undergraduate Greek and Latin Majors
GR 511 Advanced Grammar & Composition/Greek Prose Composition

Term	Enrollment	Course Grades								
		Course Grade		Grade Distribution						
		Avg.	StDev.	A, A-	B+, B, B-	C+,C,C-	D	F	W	I
Fall 2003	3	3.77	0.40	2	1					
Fall 2004	3	3.47	0.68	2	1					
Fall 2006	3	2.00	0.30			3				
Total	9	3.08	0.87	4	2	3				

Term	Enrollment	Course Grades								
		Course Grade		Grade Distribution						
		Avg.	StDev.	A, A-	B+, B, B-	C+,C,C-	D	F	W	I
Fall 2008	2	3.15	0.21		2					
Spring 2010	4	3.33	0.29	1	3					
Spring 2011	1	3.70		1						
Spring 2013	1	4.00		1						
Total	8	3.42	0.36	3	5					

COURSE SUMMARY DATA: DEPARTMENT OF GREEK AND LATIN
Undergraduate Greek and Latin Majors
LAT 511 Advanced Grammar & Prose Comp/Latin Prose Composition

Term	Enrollment	Course Grades								
		Course Grade		Grade Distribution						
		Avg.	StDev.	A, A-	B+, B, B-	C+,C,C-	D	F	W	I
Spring 2004	1	0.00						1		
Spring 2005	4	2.83	0.89	1	1	2				
Spring 2006	4	1.75	1.71	1		1	1	1		
Fall 2007	6	3.13	0.46	2	4					
Total	15	2.47	1.30	4	5	2	1	2		

Term	Enrollment	Course Grades								
		Course Grade		Grade Distribution						
		Avg.	StDev.	A, A-	B+, B, B-	C+,C,C-	D	F	W	I
Fall 2008	4	2.83	0.43		3	1				
Fall 2009	1	2.30				1				
Fall 2011	2	3.85	0.21	2						
Fall 2012	1	3.00			1					
Total	8	3.04	0.59	2	4	2				

Attachment 4

THE CATHOLIC UNIVERSITY OF AMERICA
Planning, Institutional Research, Student Learning Outcomes Assessment

UNDERGRADUATE COMPREHENSIVE EXAMINATION RESULTS
SCHOOL OF ARTS AND SCIENCES
DEPARTMENT OF GREEK AND LATIN
AY2008-2009 to AY2012-2013

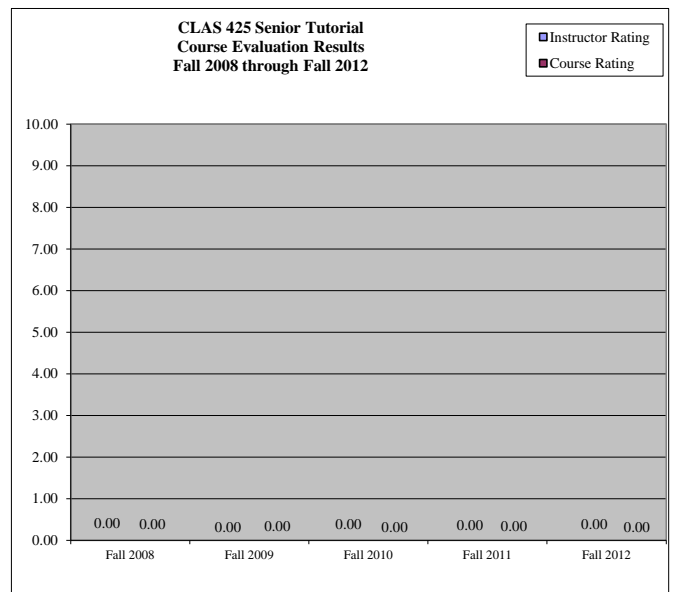
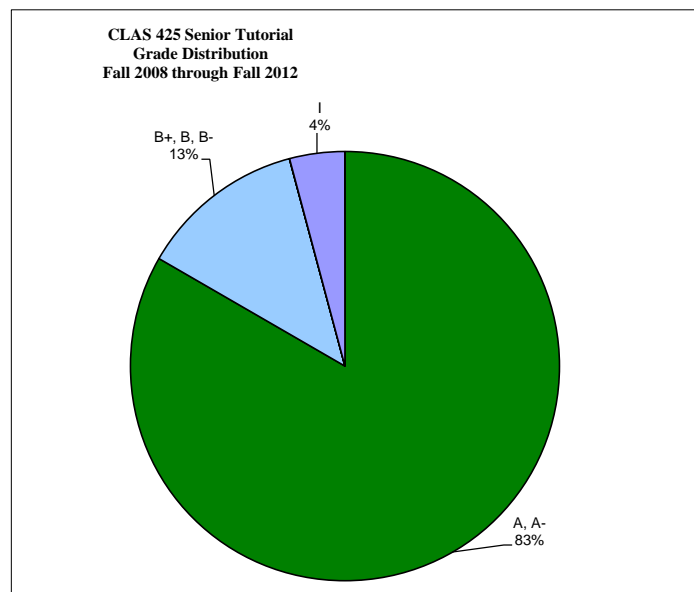
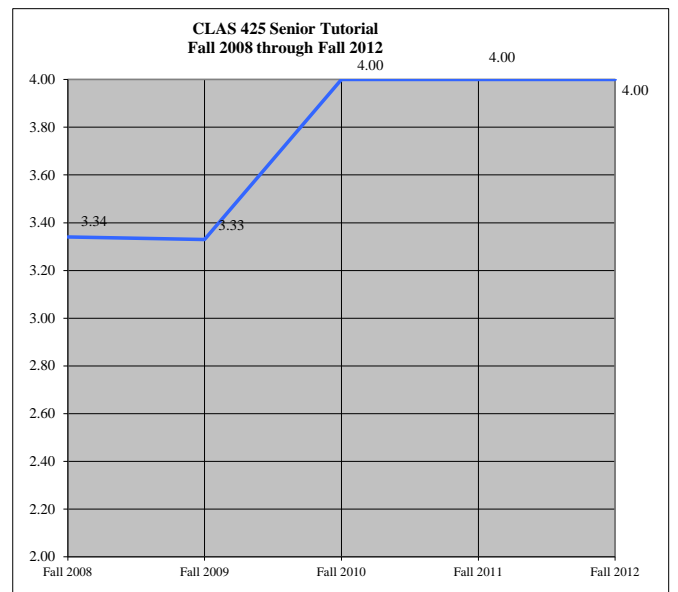
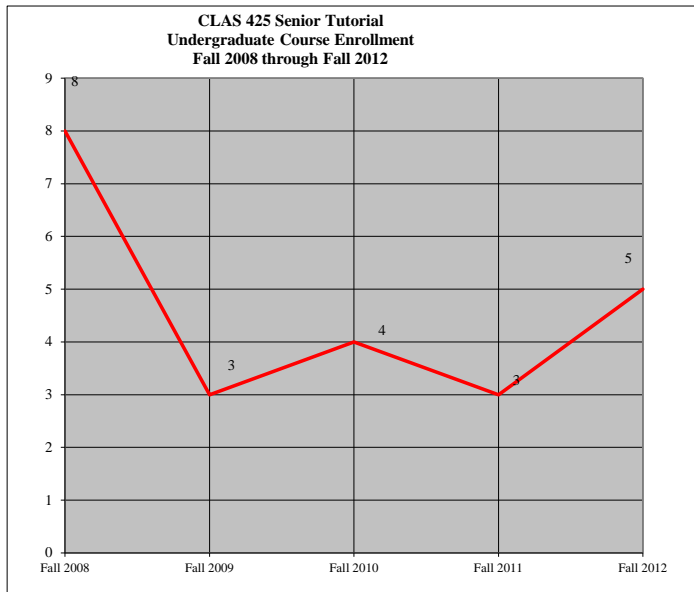
	Fail		Pass		High Pass		Pass w/Honors		TOTAL
	#	%	#	%	#	%	#	%	
AY2008-2009		0.00%	8	100.00%		0.00%		0.00%	8
AY2009-2010		0.00%	4	100.00%		0.00%		0.00%	4
AY2010-2011		0.00%	3	100.00%		0.00%		0.00%	3
AY2011-2012		0.00%	5	100.00%		0.00%		0.00%	5
AY2012-2013		0.00%		0.00%		0.00%		0.00%	0
TOTAL	0	0.00%	20	100.00%	0	0.00%	0	0.00%	20

Note:

- 1) Milestone outcomes were included in the categories High Pass and Pass with Honors if these designations were explicitly indicated in the students' milestone record.
- 2) Category "High Pass" includes both "High Pass" and "Pass with distinction".
- 3) The count in this table is based on the exam outcomes of all attempts in an academic year.

**COURSE SUMMARY DATA: DEPARTMENT OF GREEK AND LATIN
 CLAS 425 Senior Tutorial**

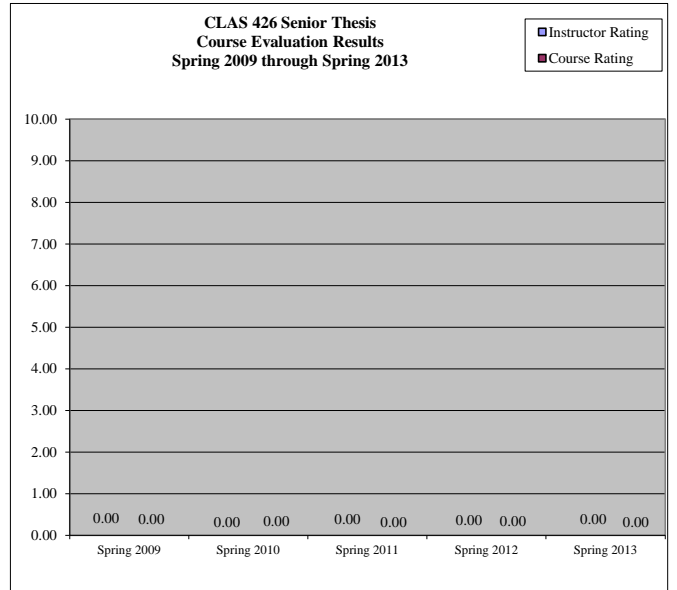
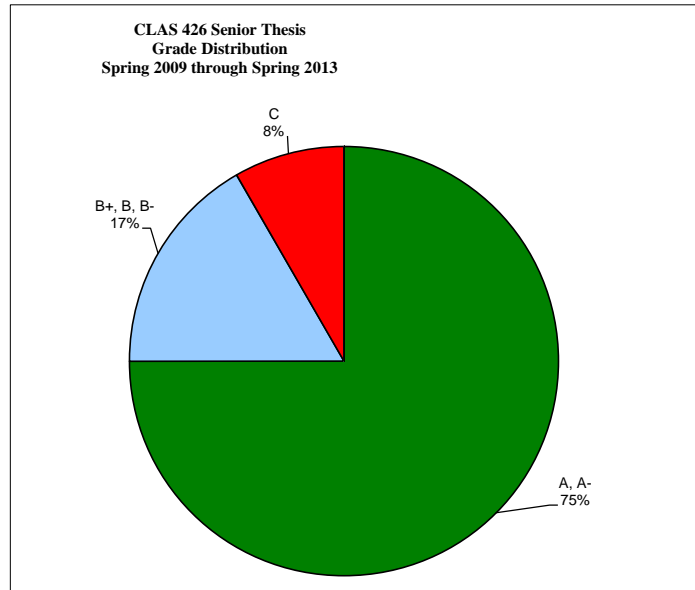
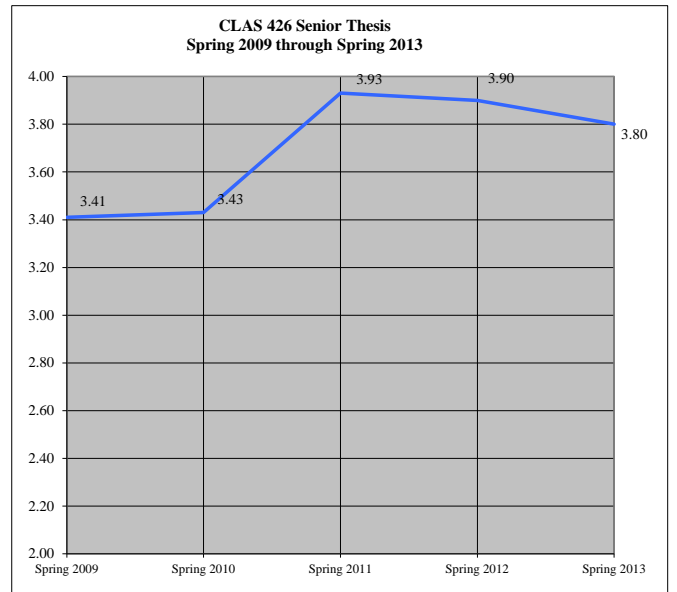
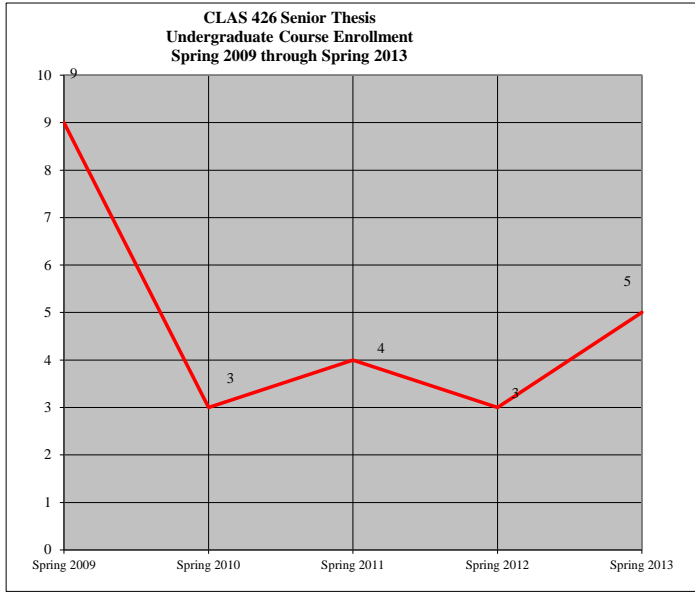
Term	Undergraduate Course Enrollment	Course Grade		Course Grades								Course Evaluation Results						
		Avg.	StDev.	Grade Distribution								Course Eval.		Instructor Rating		Course Rating		
				A, A-	B+, B, B-	C	D	F	W	I	#	%	Avg.	StDev.	Avg.	StDev.		
Fall 2008	8	3.34	0.35	7	1							1	0	0.00%				
Fall 2009	3	3.33	0.58	1	2								0	0.00%				
Fall 2010	4	4.00	0.00	4									0	0.00%				
Fall 2011	3	4.00	0.00	3									0	0.00%				
Fall 2012	5	4.00	0.00	5									0	0.00%				



THE CATHOLIC UNIVERSITY OF AMERICA
 Planning, Institutional Research, Student Learning Outcomes Assessment

COURSE SUMMARY DATA: DEPARTMENT OF GREEK AND LATIN
 CLAS 426 Senior Thesis

Term	Undergraduate Course Enrollment	Course Grade		Course Grades								Course Evaluation Results					
		Avg.	StDev.	Grade Distribution								Course Eval.		Instructor Rating		Course Rating	
				A, A-	B+, B, B-	C	D	F	W	I	#	%	Avg.	StDev.	Avg.	StDev.	
Spring 2009	9	3.41	0.92	6	1	2						0	0.00%				
Spring 2010	3	3.43	0.51	1	2							0	0.00%				
Spring 2011	4	3.93	0.15	4								0	0.00%				
Spring 2012	3	3.90	0.17	3								0	0.00%				
Spring 2013	5	3.80	0.31	4	1							0	0.00%				



Appendix G
Table of Results
Student Learning Assessment Rubric
Department of Greek & Latin
Senior Thesis, 2009-10, 2010-11, 2011-12, 2012-13

Trait	Level						Mean	SD	Total N
	Exceeding Expectations (3pts)		Meeting Expectations (2pts)		Below Expectations (1pt)				
	N	%	N	%	N	%			
1) Knowledge and understanding of the materials	4	27%	11	73%	0	0%	2.27	0.46	15
2) Range of evidence and documentation	4	27%	11	73%	0	0%	2.27	0.46	15
3) Presentation and organization	6	40%	9	60%	0	0%	2.40	0.51	15
4) Argumentation and critical acumen	4	27%	10	67%	1	7%	2.20	0.56	15
5) Familiarity with conventions of essay composition and standard academic prose	5	25%	15	75%	0	0%	2.25	0.44	20
6) Originality	2	13%	12	80%	1	7%	2.07	0.46	15

Note: 1) The "N" represents the number of students at each level of performance for each trait.

2) The "%" represents the percentage of the number of students falling at the level performance for each trait against the total number of students.

3) The mean is the average of all scores across the levels within the trait.

4) The standard deviation (SD) is the measure of the variability of the data set, indicating how "spread out" these data are from the mean value.