

**Major Assessment Findings and Curricular Improvements
Department of Greek and Latin
AY2008-09 through AY2012-13**

**Certificate Program in Greek & Latin
Certificate Program in Greek
Certificate Program in Latin**

**Master's Program in Classics (Greek and Latin)
Master's Program in Latin**

Doctoral Program in Greek and Latin

Assessment Measures

The Department of Greek and Latin currently uses the following measures to assess student learning outcomes:

- Grades, course evaluations, and enrollment totals for required courses:
 - GR 511 (Greek Prose Composition): grades
 - LAT 511 (Latin Prose Composition): grades
 - GR 655 (Survey of Greek Literature): grades, course evaluations
 - LAT 655 (Survey of Latin Literature): grades, course evaluations
- Comprehensive Exams: pass/fail rates; rubrics
- Progression Data

Assessment Findings

Required courses

Prose Composition

The Department of Greek and Latin analyzed course grade and enrollment data in Greek and Latin Prose Composition for a five-year period (Fall 2008 through Spring 2012). These courses are required of certificate students, master's students, and undergraduate majors. They are also taken by graduates and undergraduates majoring in other departments and programs. They are offered every year.

GR 511, LAT 511 (Attachment 1).

During this period, enrollment in GR 511 closely tracked the number of entering graduate and certificate students. The 12 graduate and certificate students who took the course achieved an average grade of 3.6 (StDev. 0.43). This was an improvement over the previous five-year period, in which the eight students who took the course earned an average grade of 3.45 (StDev. 0.40).

During this period, enrollment in LAT 511 closely tracked the number of entering graduate and certificate students. The 9 graduate and certificate students who took the course achieved an average grade of 2.78 (StDev. 1.21). This represents a decline from the previous five-year period, in which the 15 students who took the course achieved an average grade of 3.85 (StDev 0.39).

Survey Courses

The Department of Greek and Latin analyzed course grade, evaluation, and enrollment data in GR 655 and LAT 655. These courses are intended to survey all of Greek and Latin literature of the classical period and have been required of all graduate students since 2005. They are offered on an as-needed basis.

GR 655 (Attachment 2)

This class was taught in Fall 2009 and again in Spring 2012. Average grades were high in both semesters, as were course evaluations for Fall 2009. (Course evaluations for GR 655 are not available for Spring 2012.)

LAT 655 (Attachment 3)

This class was taught in Spring 2010, Spring 2011, and Spring 2012. Average grades varied from one semester to the other because the course was taught by different instructors. Course evaluations varied for the same reason.

Comprehensive exams (Attachment 4)

Graduate students take MA comps whether they are enrolled in a terminal MA program or in the MA/PhD program. The only exception applies to students who already hold a master's degree in Classics from another institution **and** have taken MA comps similar to those required by the Department of Greek and Latin. PhD comps are required of all students in the MA/PhD program.

As Attachment 4 demonstrates, all six student who took MA comps during this period passed them, as did all seven students who took PhD comps. Two of the seven students who took PhD comps achieved a High Pass.

Rubrics were used for MA translation exams (Attachments 5, 6). Of the twelve assessments given for Greek translation exams (two per student), twelve met or exceeded expectations on two of the three traits evaluated (100%), and eleven met or exceeded expectations on one of the three traits measured (92%). Of the six assessments given for Latin translation exams (also two per student), six met or exceeded expectations on all three traits measured (100%).

Rubrics were also used for the two seminar papers submitted by each MA candidate. Papers were assessed on seven traits. Of the twelve papers assessed, all but one met or exceeded expectations on six of the traits, and all met or exceeded expectations on the seventh trait (critical judgment).

Progression Data

MA program

During this five-year period, ten students entered the terminal MA program. Two completed the MA in three years, and two in two years. Of the other six, one transferred to another department at CUA, two are on leaves of absence and three are completing coursework on a part-time basis.

MA/PhD program

During the same period, eleven students matriculated into the MA/PhD program. Four entered with MA degrees in Classics. Of the seven who came directly from the BA, four completed their MA degrees, one in three years and three in four years. None have yet completed the PhD, which for students entering the program since 1995 has averaged a completion time of 8.5 years.

Graduate Certificate program

During this five-year period, twelve certificates have been awarded, six to internal students and six to external students. Internal students work on the certificate as an addition to their major program; external students work only on the certificate. It is therefore appropriate to publish progression data only for the latter.

Of the six external students who completed their graduate certificates during this time period, three completed the certificate within 12 months of matriculation (50%), two within 24 months of matriculation (33%) and one within 36 months of matriculation (17%).

Program review

The Department completed its first ever systematic program review in January 2014, covering the current and previous five-year assessment period. This 279-page report offers an in-depth evaluation and analysis of all aspects of the department's performance, including outcomes measurements for graduate and undergraduate students. The program review both informed and was informed by the outcomes assessment process of the past decade, and can serve as a contextual framework for the details contained in this and previous outcomes assessment reports.

Curricular Improvements

The Department has not undertaken any curriculum improvements in its graduate program, but does anticipate doing so as a result of the program review and its future evaluation by outside reviewers.

Attachment 1

COURSE SUMMARY DATA: DEPARTMENT OF GREEK AND LATIN
Graduate Greek and Latin Majors
GR 511 Advanced Grammar & Composition/Greek Prose Composition

| Term | Enrollment | Course Grades | | | | | | | | |
|--------------|------------|---------------|-------------|--------------------|-----------|---------|---|---|---|---|
| | | Course Grade | | Grade Distribution | | | | | | |
| | | Avg. | StDev. | A, A- | B+, B, B- | C+,C,C- | D | F | W | I |
| Fall 2003 | 3 | 3.53 | 0.40 | 1 | 2 | | | | | |
| Fall 2004 | 2 | 3.85 | 0.21 | 2 | | | | | | |
| Fall 2006 | 3 | 3.10 | 0.17 | | 3 | | | | | |
| Total | 8 | 3.45 | 0.40 | 3 | 5 | | | | | |

| Term | Enrollment | Course Grades | | | | | | | | |
|--------------|------------|---------------|-------------|--------------------|-----------|---------|---|---|---|---|
| | | Course Grade | | Grade Distribution | | | | | | |
| | | Avg. | StDev. | A, A- | B+, B, B- | C+,C,C- | D | F | W | I |
| Fall 2008 | 6 | 3.48 | 0.42 | 2 | 4 | | | | | |
| Spring 2010 | 1 | 4.00 | | 1 | | | | | | |
| Spring 2012 | 2 | 3.50 | 0.28 | 1 | 1 | | | | | |
| Spring 2013 | 3 | 3.77 | 0.40 | 2 | 1 | | | | | |
| Total | 12 | 3.60 | 0.43 | 6 | 6 | | | | | |

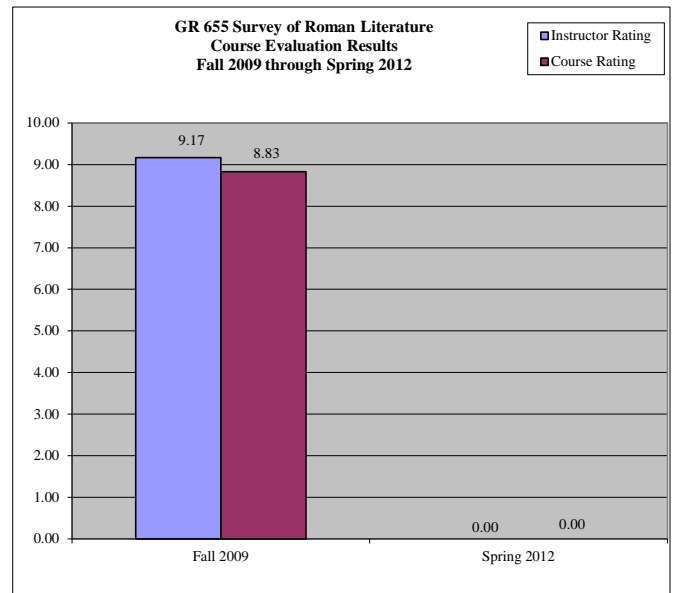
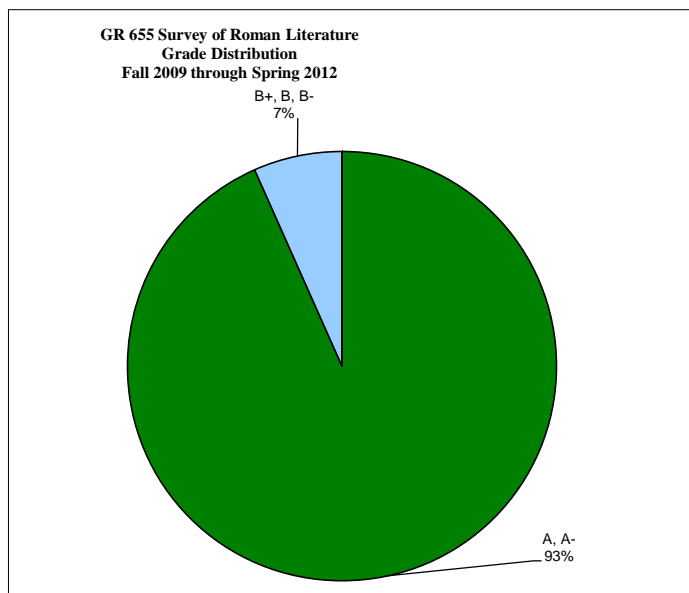
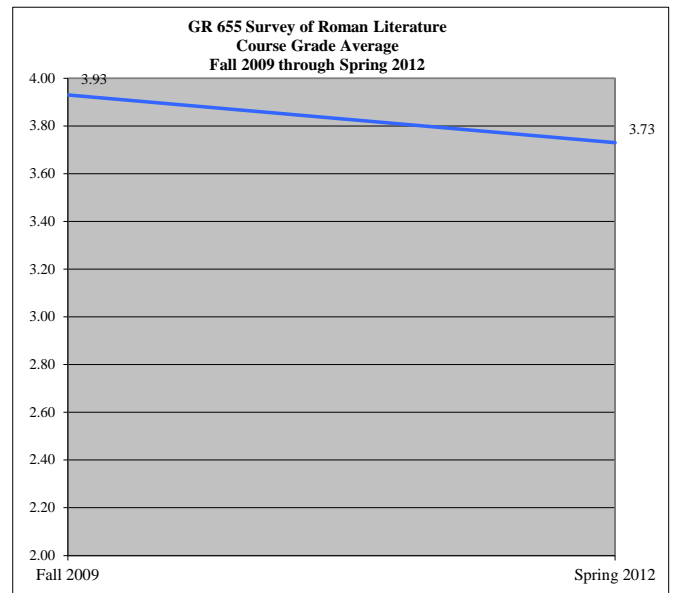
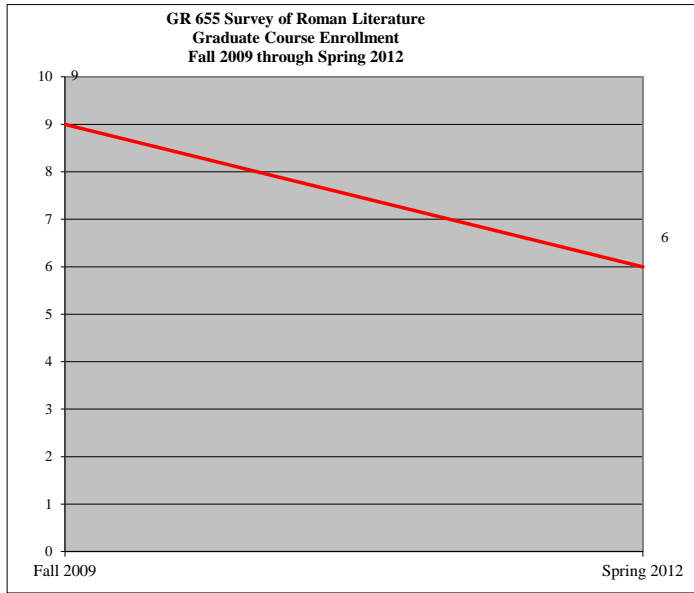
COURSE SUMMARY DATA: DEPARTMENT OF GREEK AND LATIN
Graduate Greek and Latin Majors
LAT 511 Advanced Grammar & Prose Comp/Latin Prose Composition

| Term | Enrollment | Course Grades | | | | | | | | |
|--------------|------------|---------------|-------------|--------------------|-----------|----------|---|---|---|---|
| | | Course Grade | | Grade Distribution | | | | | | |
| | | Avg. | StDev. | A, A- | B+, B, B- | C+,C,C- | D | F | W | I |
| Spring 2004 | 4 | 3.93 | 0.15 | 4 | | | | | | |
| Spring 2005 | 4 | 4.00 | | 1 | | | | | | |
| Spring 2006 | 2 | 3.50 | 0.71 | 1 | 1 | | | | | |
| Fall 2007 | 5 | 3.80 | 0.31 | 4 | 1 | | | | | |
| Total | 15 | 3.85 | 0.39 | 10 | 2 | 1 | | | | |

| Term | Enrollment | Course Grades | | | | | | | | |
|--------------|------------|---------------|-------------|--------------------|-----------|----------|---|----------|---|---|
| | | Course Grade | | Grade Distribution | | | | | | |
| | | Avg. | StDev. | A, A- | B+, B, B- | C+,C,C- | D | F | W | I |
| Fall 2008 | 1 | 4.00 | | 1 | | | | | | |
| Fall 2009 | 2 | 3.00 | 1.41 | 1 | | 1 | | | | |
| Fall 2010 | 1 | 2.70 | | | 1 | | | | | |
| Fall 2011 | 4 | 3.08 | 0.29 | | 4 | | | | | |
| Fall 2012 | 1 | 0.00 | | | | | | 1 | | |
| Total | 9 | 2.78 | 1.21 | 2 | 5 | 1 | | 1 | | |

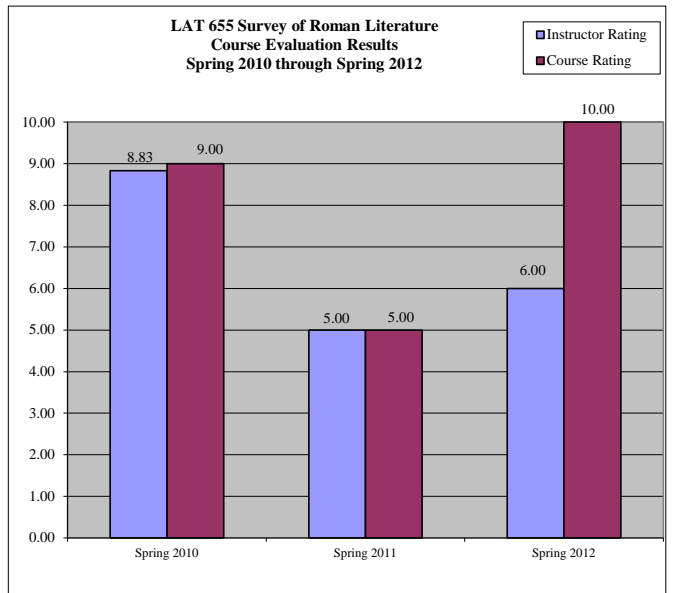
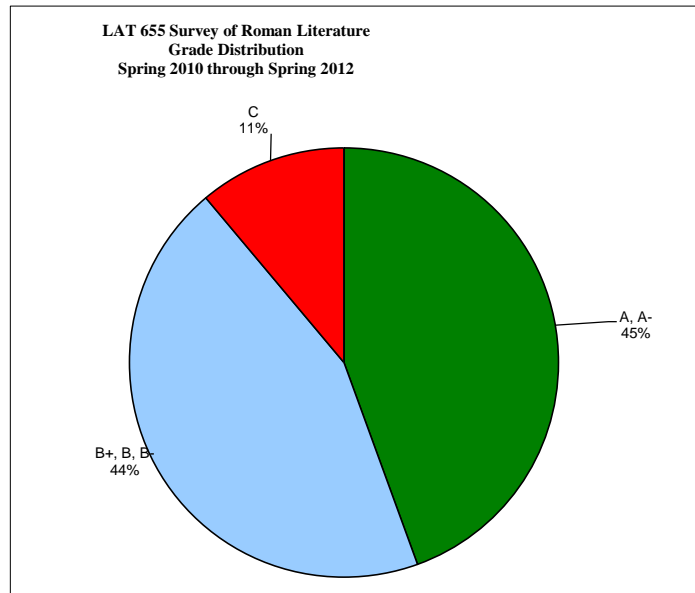
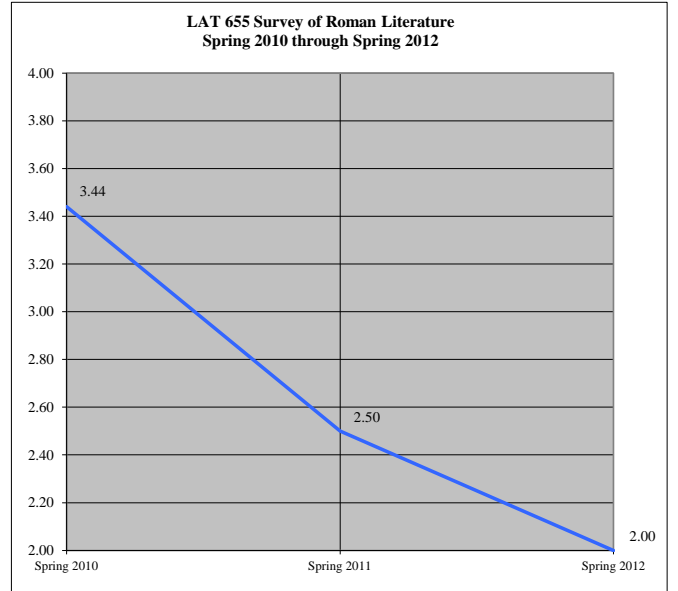
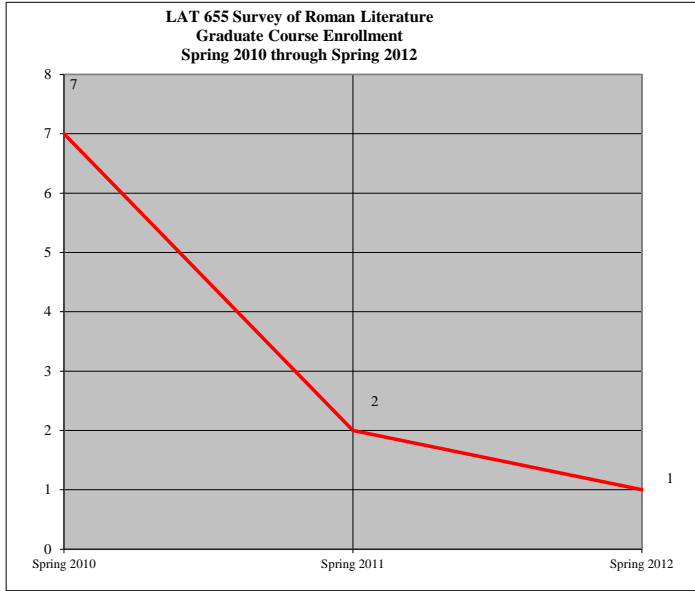
COURSE SUMMARY DATA: DEPARTMENT OF GREEK AND LATIN
 GR 655 Survey of Roman Literature

| Term | Graduate Course Enrollment | Course Grade | | Course Grades Grade Distribution | | | | | | | Course Evaluation Results | | | | | |
|-------------|----------------------------|--------------|--------|----------------------------------|-----------|-----------|---|---|---|---|---------------------------|--------|------------------------|--------|--------------------|--------|
| | | Avg. | StDev. | A, A- | B+, B, B- | C+, C, C- | D | F | W | I | Course Eval. # | % | Instructor Rating Avg. | StDev. | Course Rating Avg. | StDev. |
| Fall 2009 | 9 | 3.93 | 0.13 | 9 | | | | | | | 6 | 66.67% | 9.17 | 1.17 | 8.83 | 1.17 |
| Spring 2012 | 6 | 3.73 | 0.39 | 5 | 1 | | | | | | 0 | 0.00% | | | | |



COURSE SUMMARY DATA: DEPARTMENT OF GREEK AND LATIN
LAT 655 Survey of Roman Literature

| Term | Graduate Course Enrollment | Course Grade | | Course Grades Grade Distribution | | | | | | | Course Evaluation Results | | | | | |
|-------------|----------------------------|--------------|--------|----------------------------------|-----------|---|---|---|---|---|---------------------------|----------------|------------------------|--------------------------|--------------------|----------------------|
| | | Avg. | StDev. | A, A- | B+, B, B- | C | D | F | W | I | Course Eval. # | Course Eval. % | Instructor Rating Avg. | Instructor Rating StDev. | Course Rating Avg. | Course Rating StDev. |
| Spring 2010 | 7 | 3.44 | 0.46 | 4 | 3 | | | | | | 6 | 85.71% | 8.83 | 1.47 | 9.00 | 0.89 |
| Spring 2011 | 2 | 2.50 | 0.71 | | 1 | | | | | | 2 | 100.00% | 5.00 | 2.83 | 5.00 | 2.83 |
| Spring 2012 | 1 | 2.00 | | | | 1 | | | | | 1 | 100.00% | 6.00 | | 10.00 | |



Attachment 4

THE CATHOLIC UNIVERSITY OF AMERICA
 Planning, Institutional Research, Student Learning Outcomes Assessment

GRADUATE COMPREHENSIVE EXAMINATION RESULTS
SCHOOL OF ARTS AND SCIENCES
DEPARTMENT OF GREEK AND LATIN
AY2008-2009 to AY2012-2013

Master's Comprehensive Exam

| | Fail | | Pass | | High Pass | | Pass w/Honors | | TOTAL |
|--------------|----------|--------------|----------|----------------|-----------|--------------|---------------|--------------|----------|
| | # | % | # | % | # | % | # | % | |
| AY2008-2009 | | 0.00% | | 0.00% | | 0.00% | | 0.00% | 0 |
| AY2009-2010 | | 0.00% | 2 | 100.00% | | 0.00% | | 0.00% | 2 |
| AY2010-2011 | | 0.00% | 1 | 100.00% | | 0.00% | | 0.00% | 1 |
| AY2011-2012 | | 0.00% | 3 | 100.00% | | 0.00% | | 0.00% | 3 |
| AY2012-2013 | | 0.00% | | 0.00% | | 0.00% | | 0.00% | 0 |
| TOTAL | 0 | 0.00% | 6 | 100.00% | 0 | 0.00% | 0 | 0.00% | 6 |

Doctoral Comprehensive Exam

| | Fail | | Pass | | High Pass | | Pass w/Honors | | TOTAL |
|--------------|----------|--------------|----------|---------------|-----------|---------------|---------------|--------------|----------|
| | # | % | # | % | # | % | # | % | |
| AY2008-2009 | | 0.00% | | 0.00% | 1 | 100.00% | | 0.00% | 1 |
| AY2009-2010 | | 0.00% | 1 | 100.00% | | 0.00% | | 0.00% | 1 |
| AY2010-2011 | | 0.00% | | 0.00% | | 0.00% | | 0.00% | 0 |
| AY2011-2012 | | 0.00% | 2 | 100.00% | | 0.00% | | 0.00% | 2 |
| AY2012-2013 | | 0.00% | 2 | 67.00% | 1 | 33.00% | | 0.00% | 3 |
| TOTAL | 0 | 0.00% | 5 | 71.43% | 2 | 28.57% | 0 | 0.00% | 7 |

Note:

- 1) Milestone outcomes were included in the categories High Pass and Pass with Honors if these designations were explicitly indicated in the students' milestone record.
- 2) Category "High Pass" includes both "High Pass" and "Pass with distinction".
- 3) The count in this table is based on the exam outcomes of all attempts in an academic year.
- 4) Level of the comps, i.e. Master's and doctoral, is based on the milestone activities; if there is no specification of the level in the record, students' degree level is used to determine the level.

Appendix J
Table of Results
Student Learning Assessment Rubric
Department of Greek and Latin
MA Programs in Greek and Latin
Greek Translation Exam, 2009-10, 2010-11, 2011-12, 2012-13

| Trait | Level | | | | | | Mean | SD | Total N |
|--|-------------------------------------|----|-----------------------------------|-----|--------------------------------|----|------|------|------------|
| | Exceeding Expectations (3pts) | | Meeting Expectations (2pts) | | Below Expectations (1pt) | | | | |
| | N | % | N | % | N | % | | | |
| 1) Mastery of forms, syntax, and vocabulary of the original Greek | 1 | 8% | 11 | 92% | 0 | 0% | 2.08 | 0.29 | 12 |
| 2) Awareness of the original authors' style and diction | 1 | 8% | 10 | 83% | 1 | 8% | 2.00 | 0.43 | 12 |
| 3) Proper and effective use of English prose | 1 | 8% | 11 | 92% | 0 | 0% | 2.08 | 0.29 | 12 |

Note: 1) The "N" represents the number of assessments at each level of performance for each trait.
Each student receives two assessments per exam.

- 2) The "%" represents the percentage of the number of students falling at the level performance for each trait against the total number of students.
- 3) The mean is the average of all scores across the levels within the trait.
- 4) The standard deviation (SD) is the measure of the variability of the data set, indicating how "spread out" these data are from the mean value.

Appendix K
Table of Results
Student Learning Assessment Rubric
Department of Greek and Latin
MA Programs in Greek and Latin, Latin
Latin Translation Exam, 2009-10, 2010-11, 2011-12, 2012-13

| Trait | Level | | | | | | Mean | SD | Total N |
|--|-------------------------------------|-----|-----------------------------------|-----|--------------------------------|----|------|------|------------|
| | Exceeding Expectations (3pts) | | Meeting Expectations (2pts) | | Below Expectations (1pt) | | | | |
| | N | % | N | % | N | % | | | |
| 1) Mastery of forms, syntax, and vocabulary of the original Latin | 3 | 50% | 3 | 50% | 0 | 0% | 2.50 | 0.55 | 6 |
| 2) Awareness of the original authors' style and diction | 1 | 17% | 5 | 83% | 0 | 0% | 2.17 | 0.41 | 6 |
| 3) Proper and effective use of English prose | 3 | 50% | 3 | 50% | 0 | 0% | 2.50 | 0.55 | 6 |

Note: 1) The "N" represents the number of assessments at each level of performance for each trait.

Each student receives two assessments per exam.

2) The "%" represents the percentage of the number of students falling at the level performance for each trait against the total number of students.

3) The mean is the average of all scores across the levels within the trait.

4) The standard deviation (SD) is the measure of the variability of the data set, indicating how "spread out" these data are from the mean value.

Appendix L
Table of Results
Student Learning Assessment Rubric
Department of Greek and Latin
MA Programs in Greek and Latin, Latin
Seminar Papers, 2009-10, 2010-11, 2011-12, 2012-13

| Trait | Level | | | | | | Mean | SD | Total N |
|---|-------------------------------------|-----|-----------------------------------|------|--------------------------------|----|------|------|------------|
| | Exceeding Expectations (3pts) | | Meeting Expectations (2pts) | | Below Expectations (1pt) | | | | |
| | N | % | N | % | N | % | | | |
| 1) Significance of the topic | 0 | 0% | 11 | 92% | 1 | 8% | 1.92 | 0.29 | 12 |
| 2) Thoroughness of research | 0 | 0% | 12 | 100% | 0 | 0% | 2.00 | 0.00 | 12 |
| 3) Critical judgment | 0 | 0% | 12 | 100% | 0 | 0% | 2.00 | 0.00 | 12 |
| 4) Proper and effective use of English | 1 | 8% | 10 | 83% | 1 | 8% | 2.00 | 0.43 | 12 |
| 5) Writing skill | 1 | 8% | 10 | 83% | 1 | 8% | 2.00 | 0.43 | 12 |
| 6) Adherence to scholarly conventions | 3 | 25% | 8 | 67% | 1 | 8% | 2.17 | 0.58 | 12 |
| 7) Originality | 0 | 0% | 11 | 92% | 1 | 8% | 1.92 | 0.29 | 12 |

- Note: 1) The "N" represents the number of seminar papers at each level of performance for each trait. Each student submits 2 seminar papers.
- 2) The "%" represents the percentage of the number of students falling at the level performance for each trait against the total number of students.
- 3) The mean is the average of all scores across the levels within the trait.
- 4) The standard deviation (SD) is the measure of the variability of the data set, indicating how "spread out" these data are from the mean value.